

Paul Ricard
Porsche Carrera Cup France
Private test
Provisional Results



Paul Ricard 5.822 m

Clas	Nº	Driver	Nat	Cat	Clas	Team	Nat	Chassis	Laps	Best	Time	Gap	Interval	Km/h
1	11	Florian Latorre	FRA	Pro	1	CLRT	FRA	Porsche 911 GT3 Cup	54	50	2:04.205			168.7
2	20	Jaxon Evans	NZL	Pro	2	Martinet by Alméras	FRA	Porsche 911 GT3 Cup	45	28	2:04.327	0.122	0.122	168.5
3	17	Enrico Fulgenzi	ITA	Pro	3	EF Racing	ITA	Porsche 911 GT3 Cup	77	54	2:04.349	0.144	0.022	168.5
4	19	Dorian Boccocacci Rk	FRA	Pro	4	Martinet by Alméras	FRA	Porsche 911 GT3 Cup	41	28	2:04.710	0.505	0.361	168.0
5	99	Marvin Klein	FRA	Pro	5	CLRT	FRA	Porsche 911 GT3 Cup	55	39	2:04.836	0.631	0.126	167.8
6	911	Christophe Lapierre	FRA	ProAm	1	Pierre Martinet by Alméras	FRA	Porsche 911 GT3 Cup	58	51	2:05.259	1.054	0.423	167.3
7	22	Alessandro Ghiretti	FRA	Pro	6	Martinet by Alméras	FRA	Porsche 911 GT3 Cup	53	34	2:05.288	1.083	0.029	167.2
8	1	Jean-Baptiste	FRA	Pro	7	BWT Lechner Racing	AUT	Porsche 911 GT3 Cup	61	59	2:05.456	1.251	0.168	167.0
9	23	Victor Weyrich	FRA	Pro	8	Pierre Martinet by Alméras	FRA	Porsche 911 GT3 Cup	56	54	2:05.552	1.347	0.096	166.9
10	87	Richard Wagner	DEU	Pro	9	BWT Lechner Racing	AUT	Porsche 911 GT3 Cup	63	61	2:05.753	1.548	0.201	166.6
11	12	Gianmarco	ITA	Pro	10	Ombra Racing	ITA	Porsche 911 GT3 Cup	51	49	2:05.834	1.629	0.081	166.5
12	16	Ugo Gazil Rk	FRA	Pro	11	Pierre Martinet by Alméras	FRA	Porsche 911 GT3 Cup	41	39	2:05.854	1.649	0.020	166.5
13	33	Evan Spenle	FRA	Pro	12	MRT by CLRT	FRA	Porsche 911 GT3 Cup	56	48	2:06.174	1.969	0.320	166.1
14	53	Arthur Mathieu Rk	FRA	Pro	13	Spark Motorsport	FRA	Porsche 911 GT3 Cup	66	18	2:06.452	2.247	0.278	165.7
15	7	Jérôme Boullery	FRA	ProAm	2	YDEO by Racing	FRA	Porsche 911 GT3 Cup	51	43	2:06.452	2.247	0.000	165.7
16	888	François Lansard	FRA	ProAm	3	MRT by CLRT	FRA	Porsche 911 GT3 Cup	47	38	2:06.501	2.296	0.049	165.6
17	55	Nicolas Misslin	MCO	ProAm	4	BWT Lechner Racing	AUT	Porsche 911 GT3 Cup	57	16	2:06.530	2.325	0.029	165.6
18	3	Milan Petelet Rk	FRA	Pro	14	ABM	FRA	Porsche 911 GT3 Cup	51	27	2:06.761	2.556	0.231	165.3
19	59	Maxence Maurice	FRA	Am	1	IMSA Performance	FRA	Porsche 911 GT3 Cup	65	58	2:07.332	3.127	0.571	164.6
20	115	Philipp Sager	AUT	ProAm	5	Dinamic Motorsport	ITA	Porsche 911 GT3 Cup	49	46	2:07.339	3.134	0.007	164.5
21	15	Henry Hassid	FRA	ProAm	6	MRT by CLRT	FRA	Porsche 911 GT3 Cup	45	36	2:07.341	3.136	0.002	164.5
22	76	Raymond Narac	FRA	ProAm	7	IMSA Performance	FRA	Porsche 911 GT3 Cup	64	57	2:07.494	3.289	0.153	164.3
23	135	Thomas Fretin Rk	FRA	Pro	15	YDEO Compétition	FRA	Porsche 911 GT3 Cup	56	44	2:07.629	3.424	0.135	164.2
24	21	Clément Mateu	FRA	ProAm	8	Martinet by Alméras	FRA	Porsche 911 GT3 Cup	31	29	2:07.924	3.719	0.295	163.8
25	77	Tugdual Rabreau	FRA	Am	2	CLRT	FRA	Porsche 911 GT3 Cup	52	32	2:08.463	4.258	0.539	163.1
26	44	Franck Leherpeur	FRA	Am	3	CLRT	FRA	Porsche 911 GT3 Cup	57	38	2:08.597	4.392	0.134	162.9
27	35	Benoit Fretin	FRA	Am	4	YDEO Compétition	FRA	Porsche 911 GT3 Cup	43	24	2:13.520	9.315	4.923	156.9
28	74	Victor Blugeon	FRA	Pro	16	ABM	FRA	Porsche 911 GT3 Cup	8	8	2:43.894	39.689	30.374	127.8

Published at:.....

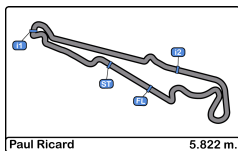
Track Temp: 32.0 °C Air Temp: 17.4 °C Humidity: 43 % Track Status: DRY

Stewards:

Race Director:

Timekeeper:





Paul Ricard
Porsche Carrera Cup France
Private test



Provisional Results by Class

Clas	N°	Driver	Nat	Cat	Clas	Team	Nat	Vehicle	Laps	Best	Time	Gap	Interval	Km/h
Am														
19	59	Maxence Maurice	FRA	Am	1	IMSA Performance	FRA	Porsche 911 GT3 Cup	65	58	2:07.332	3.127	2:07.332	164.6
25	77	Tugdual Rabreau	FRA	Am	2	CLRT	FRA	Porsche 911 GT3 Cup	52	32	2:08.463	4.258	1.131	163.1
26	44	Franck Leherpeur	FRA	Am	3	CLRT	FRA	Porsche 911 GT3 Cup	57	38	2:08.597	4.392	0.134	162.9
27	35	Benoit Fretin	FRA	Am	4	YDEO Compétition	FRA	Porsche 911 GT3 Cup	43	24	2:13.520	9.315	4.923	156.9
Pro														
1	11	Florian Latorre	FRA	Pro	1	CLRT	FRA	Porsche 911 GT3 Cup	54	50	2:04.205			168.7
2	20	Jaxon Evans	NZL	Pro	2	Martinet by Alméras	FRA	Porsche 911 GT3 Cup	45	28	2:04.327	0.122	0.122	168.5
3	17	Enrico Fulgenzi	ITA	Pro	3	EF Racing	ITA	Porsche 911 GT3 Cup	77	54	2:04.349	0.144	0.022	168.5
4	19	Dorian Boccolacci Rk	FRA	Pro	4	Martinet by Alméras	FRA	Porsche 911 GT3 Cup	41	28	2:04.710	0.505	0.361	168.0
5	99	Marvin Klein	FRA	Pro	5	CLRT	FRA	Porsche 911 GT3 Cup	55	39	2:04.836	0.631	0.126	167.8
7	22	Alessandro Ghiretti	FRA	Pro	6	Martinet by Alméras	FRA	Porsche 911 GT3 Cup	53	34	2:05.288	1.083	0.452	167.2
8	1	Jean-Baptiste	FRA	Pro	7	BWT Lechner Racing	AUT	Porsche 911 GT3 Cup	61	59	2:05.456	1.251	0.168	167.0
9	23	Victor Weyrich	FRA	Pro	8	Pierre Martinet by Alméras	FRA	Porsche 911 GT3 Cup	56	54	2:05.552	1.347	0.096	166.9
10	87	Richard Wagner	DEU	Pro	9	BWT Lechner Racing	AUT	Porsche 911 GT3 Cup	63	61	2:05.753	1.548	0.201	166.6
11	12	Gianmarco	ITA	Pro	10	Ombra Racing	ITA	Porsche 911 GT3 Cup	51	49	2:05.834	1.629	0.081	166.5
12	16	Ugo Gazil Rk	FRA	Pro	11	Pierre Martinet by Alméras	FRA	Porsche 911 GT3 Cup	41	39	2:05.854	1.649	0.020	166.5
13	33	Evan Spenle	FRA	Pro	12	MRT by CLRT	FRA	Porsche 911 GT3 Cup	56	48	2:06.174	1.969	0.320	166.1
14	53	Arthur Mathieu Rk	FRA	Pro	13	Spark Motorsport	FRA	Porsche 911 GT3 Cup	66	18	2:06.452	2.247	0.278	165.7
18	3	Milan Petelet Rk	FRA	Pro	14	ABM	FRA	Porsche 911 GT3 Cup	51	27	2:06.761	2.556	0.309	165.3
23	135	Thomas Fretin Rk	FRA	Pro	15	YDEO Compétition	FRA	Porsche 911 GT3 Cup	56	44	2:07.629	3.424	0.868	164.2
28	74	Victor Blugeon	FRA	Pro	16	ABM	FRA	Porsche 911 GT3 Cup	8	8	2:43.894	39.689	36.265	127.8
ProAm														
6	911	Christophe Lapierre	FRA	ProAm	1	Pierre Martinet by Alméras	FRA	Porsche 911 GT3 Cup	58	51	2:05.259	1.054	-38.635	167.3
15	7	Jérôme Boullery	FRA	ProAm	2	YDEO by Racing	FRA	Porsche 911 GT3 Cup	51	43	2:06.452	2.247	1.193	165.7
16	888	François Lansard	FRA	ProAm	3	MRT by CLRT	FRA	Porsche 911 GT3 Cup	47	38	2:06.501	2.296	0.049	165.6
17	55	Nicolas Misslin	MCO	ProAm	4	BWT Lechner Racing	AUT	Porsche 911 GT3 Cup	57	16	2:06.530	2.325	0.029	165.6
20	115	Philipp Sager	AUT	ProAm	5	Dinamic Motorsport	ITA	Porsche 911 GT3 Cup	49	46	2:07.339	3.134	0.809	164.5
21	15	Henry Hassid	FRA	ProAm	6	MRT by CLRT	FRA	Porsche 911 GT3 Cup	45	36	2:07.341	3.136	0.002	164.5
22	76	Raymond Narac	FRA	ProAm	7	IMSA Performance	FRA	Porsche 911 GT3 Cup	64	57	2:07.494	3.289	0.153	164.3
24	21	Clément Mateu	FRA	ProAm	8	Martinet by Alméras	FRA	Porsche 911 GT3 Cup	31	29	2:07.924	3.719	0.430	163.8

Published at:.....

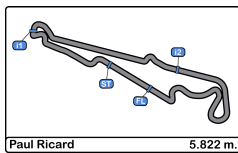
Track Temp: 32.0 °C Air Temp: 17.4 °C Humidity: 43 % Track Status: DRY

Stewards:

Race Director:

Timekeeper:





Paul Ricard
Porsche Carrera Cup France
Private test



Provisional 2 Fastest Lap Results

Clas	Nº	Driver	Nat	Cat	Clas	Team	Nat	Chassis	Laps	Best	Time	Gap	Interval	Km/h
1	20	Jaxon Evans	AUS	Pro	1	Martinet by Alméras	FRA	Porsche 911 GT3 Cup	45	23	2:04.535			168.5
2	11	Florian Latorre	FRA	Pro	2	CLRT	FRA	Porsche 911 GT3 Cup	54	53	2:04.687	0.152	0.152	168.7
3	19	Dorian Boccolacci Rk	FRA	Pro	3	Martinet by Alméras	FRA	Porsche 911 GT3 Cup	41	29	2:04.868	0.333	0.181	168.0
4	99	Marvin Klein	FRA	Pro	4	CLRT	FRA	Porsche 911 GT3 Cup	55	26	2:04.868	0.333	0.000	167.8
5	1	Jean-Baptiste	FRA	Pro	5	BWT Lechner Racing	AUT	Porsche 911 GT3 Cup	61	41	2:05.497	0.962	0.629	167.0
6	87	Richard Wagner	DEU	Pro	6	BWT Lechner Racing	AUT	Porsche 911 GT3 Cup	63	47	2:05.806	1.271	0.309	166.6
7	23	Victor Weyrich	FRA	Pro	7	Pierre Martinet by Alméras	FRA	Porsche 911 GT3 Cup	56	28	2:05.842	1.307	0.036	166.9
8	16	Ugo Gazil Rk	FRA	Pro	8	Pierre Martinet by Alméras	FRA	Porsche 911 GT3 Cup	41	22	2:05.857	1.322	0.015	166.5
9	12	Gianmarco	ITA	Pro	9	Ombra Racing	ITA	Porsche 911 GT3 Cup	51	39	2:05.908	1.373	0.051	166.5
10	17	Enrico Fulgenzi	ITA	Pro	10	EF Racing	ITA	Porsche 911 GT3 Cup	77	75	2:05.910	1.375	0.002	168.5
11	22	Alessandro Ghiretti	FRA	Pro	11	Martinet by Alméras	FRA	Porsche 911 GT3 Cup	53	52	2:05.915	1.380	0.005	167.2
12	911	Christophe Lapierre	FRA	ProAm	1	Pierre Martinet by Alméras	FRA	Porsche 911 GT3 Cup	58	44	2:06.226	1.691	0.311	167.3
13	33	Evan Spenle	FRA	Pro	12	MRT by CLRT	FRA	Porsche 911 GT3 Cup	56	47	2:06.243	1.708	0.017	166.1
14	7	Jérôme Boullery	FRA	ProAm	2	YDEO by Racing	FRA	Porsche 911 GT3 Cup	51	45	2:06.490	1.955	0.247	165.7
15	55	Nicolas Misslin	MCO	ProAm	3	BWT Lechner Racing	AUT	Porsche 911 GT3 Cup	57	45	2:06.617	2.082	0.127	165.6
16	53	Arthur Mathieu Rk	FRA	Pro	13	Spark Motorsport	FRA	Porsche 911 GT3 Cup	66	20	2:06.706	2.171	0.089	165.7
17	888	François Lansard	FRA	ProAm	4	MRT by CLRT	FRA	Porsche 911 GT3 Cup	47	22	2:06.728	2.193	0.022	165.6
18	3	Milan Petelet Rk	FRA	Pro	14	ABM	FRA	Porsche 911 GT3 Cup	51	42	2:06.876	2.341	0.148	165.3
19	115	Philipp Sager	AUT	ProAm	5	Dinamic Motorsport	ITA	Porsche 911 GT3 Cup	49	36	2:07.518	2.983	0.642	164.5
20	15	Henry Hassid	FRA	ProAm	6	MRT by CLRT	FRA	Porsche 911 GT3 Cup	45	37	2:07.545	3.010	0.027	164.5
21	59	Maxence Maurice	FRA	Am	1	IMSA Performance	FRA	Porsche 911 GT3 Cup	65	47	2:07.590	3.055	0.045	164.6
22	76	Raymond Narac	FRA	ProAm	7	IMSA Performance	FRA	Porsche 911 GT3 Cup	64	55	2:07.628	3.093	0.038	164.3
23	135	Thomas Fretin Rk	FRA	Pro	15	YDEO Compétition	FRA	Porsche 911 GT3 Cup	56	45	2:07.883	3.348	0.255	164.2
24	21	Clément Mateu	FRA	ProAm	8	Martinet by Alméras	FRA	Porsche 911 GT3 Cup	31	25	2:08.288	3.753	0.405	163.8
25	77	Tugdual Rabreau	FRA	Am	2	CLRT	FRA	Porsche 911 GT3 Cup	52	35	2:08.540	4.005	0.252	163.1
26	44	Franck Leherpeur	FRA	Am	3	CLRT	FRA	Porsche 911 GT3 Cup	57	54	2:08.768	4.233	0.228	162.9
27	35	Benoit Fretin	FRA	Am	4	YDEO Compétition	FRA	Porsche 911 GT3 Cup	43	30	2:13.639	9.104	4.871	156.9
28	74	Victor Blugeon	FRA	Pro	16	ABM	FRA	Porsche 911 GT3 Cup	8	5	2:49.862	45.327	36.223	127.8

Published at:.....

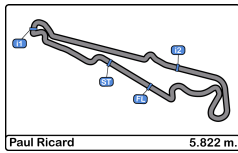
Track Temp: 32.0 °C Air Temp: 17.4 °C Humidity: 43 % Track Status: DRY

Stewards:

Race Director:

Timekeeper:





Paul Ricard
Porsche Carrera Cup France
 Private test
Lap Analysis



3

Milan Petelet Rk

Porsche 911 GT3 Cup 7

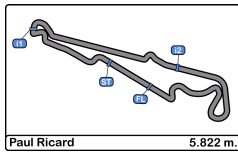
Jérôme Boullery

Porsche 911 GT3 Cup

Pro ABM ProAm YDEO by Racing Technology

Lap	D	Time	Sector 1	Sector 2	Sector 3	T. Spd	Elapsed	Lap	D	Time	Sector 1	Sector 2	Sector 3	T. Spd	Elapsed
1		9:05:34.804	9:03:46.711	46.025	1:02.068	106.5	9:05:34.804	1		9:18:24.253 P	9:05:03.564	55.293	12:25.396	98.1	9:18:24.253
2		2:17.688	41.100	40.250	56.338	175.6	9:07:52.492	2		3:04.054	1:03.847	54.537	1:05.670	98.9	9:21:28.307
3		2:11.604	36.188	39.648	55.768	237.3	9:10:04.096	3		2:27.988	39.492	48.255	1:00.241	196.7	9:23:56.295
4		2:11.114	36.201	39.624	55.289	238.9	9:12:15.210	4		2:10.520	36.473	38.689	55.358	231.7	9:26:06.815
5		2:10.227	35.806	38.717	55.704	239.4	9:14:25.437	5		2:08.966	35.559	38.507	54.900	240.5	9:28:15.781
6		2:09.630	35.808	38.519	55.303	240.5	9:16:35.067	6		2:08.405	35.445	38.226	54.734	241.0	9:30:24.186
7		5:40.286 P	36.464	38.312	4:25.510	240.0	9:22:15.353	7		2:08.009	35.575	38.181	54.253	240.5	9:32:32.195
8		2:25.952	52.119	38.857	54.976	150.0	9:24:41.305	8		2:07.570	35.396	38.060	54.114	240.5	9:34:39.765
9		2:08.871	35.504	38.418	54.949	239.4	9:26:50.176	9		12:27.844 P	35.204	38.196	11:14.444	241.6	9:47:07.609
10		2:07.703	35.369	38.179	54.155	240.5	9:28:57.879	10		2:33.106	58.866	39.709	54.531	123.7	9:49:40.715
11		4:18.837 P	37.165	38.901	3:02.771	226.4	9:33:16.716	11		6:55.169 P	36.098	38.419	5:40.652	241.0	9:56:35.884
12		2:42.291	58.229	44.993	59.069	140.2	9:35:59.007	12		5:26.804 P	52.483	38.210	3:56.111	140.8	10:02:02.688
13		2:08.014	35.687	38.284	54.043	240.5	9:38:07.021	13		2:26.165	52.484	38.411	55.270	135.1	10:04:28.853
14		2:07.232	35.342	38.031	53.859	241.6	9:40:14.253	14		2:06.926	35.113	37.640	54.173	241.0	10:06:35.779
15		2:07.276	34.921	37.952	54.403	242.1	9:42:21.529	15		7:56.492 P	35.151	38.122	6:43.219	242.1	10:14:32.271
16		5:03.191 P	41.655	45.715	3:35.821	200.0	9:47:24.720	16		2:24.176	51.543	38.426	54.207	140.0	10:16:56.447
17		1:24:50.749 P			1:28:26.570		11:12:15.469	17		2:06.793	35.044	37.923	53.826	242.1	10:19:03.240
18		2:30.653	56.924	37.266	56.463	134.3	11:14:46.122	18		6:21.359 P	34.939	37.948	5:08.472	243.2	10:25:24.599
19		2:08.437	35.649	38.515	54.273	237.8	11:16:54.559	19		54:57.482 P			1:00:05.954		11:20:22.081
20		2:08.270	35.582	38.151	54.537	240.0	11:19:02.829	20		2:44.828	1:00.073	45.692	59.063	107.0	11:23:06.909
21		2:08.657	35.466	38.161	55.030	239.4	11:21:11.486	21		2:09.045	35.472	38.843	54.730	239.4	11:25:15.954
22		2:10.071	35.352	38.082	56.637	240.5	11:23:21.557	22		2:08.453	35.841	37.869	54.743	239.4	11:27:24.407
23		7:08.489 P	35.181	37.951	5:55.357	241.6	11:30:30.046	23		2:07.851	35.609	37.890	54.352	241.6	11:29:32.258
24		2:23.852	51.631	38.277	53.944	147.5	11:32:53.898	24		2:07.558	35.410	37.983	54.165	241.0	11:31:39.816
25		2:11.017	35.196	38.090	57.731	240.0	11:35:04.915	25		6:45.654 P	35.244	37.759	5:32.651	240.5	11:38:25.470
26		2:06.947	35.159	38.157	53.631	241.6	11:37:11.862	26		2:54.161	1:04.815	49.936	59.410	107.3	11:41:19.631
27		2:06.761	35.048	37.998	53.715	238.9	11:39:18.623	27		2:10.950	36.030	40.586	54.334	239.4	11:43:30.581
28		2:38.906	35.290	50.617	1:12.999	241.0	11:41:57.529	28		2:07.119	35.202	37.718	54.199	240.0	11:45:37.700
29		7:02.948 P	35.481	38.254	5:49.213	242.1	11:49:00.477	29		2:06.513	35.124	37.650	53.739	240.5	11:47:44.213
30		2:43.057	58.521	42.647	1:01.889	127.9	11:51:43.534	30		2:06.852	35.024	37.809	54.019	241.0	11:49:51.065
31		2:09.899	35.509	39.495	54.895	238.4	11:53:53.433	31		2:06.921	35.116	37.550	54.255	241.6	11:51:57.986
32		2:09.216	34.935	37.683	56.598	241.0	11:56:02.649	32		15:50.731 P	35.355	38.060	14:37.316	240.0	12:07:48.717
33		2:08.348	35.051	38.063	55.234	239.4	11:58:10.997	33		2:29.684	56.527	38.417	54.740	116.1	12:10:18.401
34		2:06.974	35.013	37.834	54.127	241.6	12:00:17.971	34		2:08.073	35.536	38.082	54.455	237.8	12:12:26.474
35		4:11.007 P	39.396	41.688	2:49.923	240.0	12:04:28.978	35		2:08.894	35.317	38.145	55.432	239.4	12:14:35.368
36		21:28.534 P			24:18.457		12:25:57.512	36		6:13.700 P	35.335	37.765	5:00.600	240.5	12:20:49.068
37		5:14.597 P	56.372	39.460	3:38.765	119.6	12:31:12.109	37		2:24.946	52.170	38.169	54.607	132.6	12:23:14.014
38		2:41.698	1:08.192	38.681	54.825	137.7	12:33:53.807	38		2:07.604	34.944	38.804	53.856	241.6	12:25:21.618
39		2:09.457	35.164	40.061	54.232	239.4	12:36:03.264	39		3:04.511 P	34.989	38.274	1:51.248	241.6	12:28:26.129
40		2:08.260	35.238	38.937	54.085	238.9	12:38:11.524	40		6:46.589 P			8:37.837		12:35:12.718
41		2:07.221	35.160	38.235	53.826	241.6	12:40:18.745	41		2:25.397	52.680	38.509	54.208	139.5	12:37:38.115
42		2:06.876	35.173	38.052	53.651	241.0	12:42:25.621	42		2:06.706	35.087	37.803	53.816	241.0	12:39:44.821
43		2:06.941	34.904	38.143	53.894	241.0	12:44:32.562	43		2:06.452	34.776	37.945	53.731	240.5	12:41:51.273
44		2:07.181	35.154	38.188	53.839	240.0	12:46:39.743	44		2:06.713	34.938	37.847	53.928	241.6	12:43:57.986
45		2:07.047	35.199	38.177	53.671	241.6	12:48:46.790	45		2:06.490	34.847	37.705	53.938	240.5	12:46:04.476
46		2:08.844	35.108	38.130	55.606	240.0	12:50:55.634	46		5:14.897 P	35.078	37.695	4:02.124	240.5	12:51:19.373
47		2:07.599	35.130	38.146	54.323	242.1	12:53:03.233	47		2:23.360	50.871	38.302	54.187	143.8	12:53:42.733
48		2:09.017	34.922	38.247	55.848	241.0	12:55:12.250	48		2:06.714	34.911	38.057	53.746	241.6	12:55:49.447
49		2:07.366	35.016	38.312	54.038	242.1	12:57:19.616	49		2:06.733	35.036	37.788	53.909	241.6	12:57:56.180
50		2:08.867	35.454	38.561	54.852	239.4	12:59:28.483	50		2:07.280	35.114	38.158	54.008	240.5	13:00:03.460
51		2:31.028 P	36.294	39.172	1:15.562	186.2	13:01:59.511	51		2:21.448 P	35.175	38.267	1:08.006	242.1	13:02:24.908





Paul Ricard
Porsche Carrera Cup France
 Private test
Lap Analysis

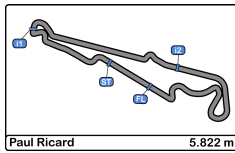


11 Florian Latorre Porsche 911 GT3 Cup
 Pro CLRT

52	2:13.825	39.921	40.001	53.903	194.9	12:55:19.871
53	2:04.687	34.434	37.272	52.981	241.6	12:57:24.558
54	2:19.637 P	37.490	39.505	1:02.642	238.9	12:59:44.195

Lap	D	Time	Sector 1	Sector 2	Sector 3	T. Spd	Elapsed
1		9:03:31.838 P	9:01:12.294	1:00.212	1:19.332	64.5	9:03:31.838
2		3:22.975 P	1:27.656	46.190	1:09.129	129.1	9:06:54.813
3		2:52.606	1:10.820	42.764	59.022	128.2	9:09:47.419
4		2:38.939 P	43.418	46.116	1:09.405	227.8	9:12:26.358
5		12:50.547 P	10:33.765	1:00.698	1:16.084	118.4	9:25:16.905
6		3:01.109 P	1:09.477	44.639	1:06.993	129.3	9:28:18.014
7		2:57.625	1:13.474	43.352	1:00.799	134.1	9:31:15.639
8		2:41.005 P	46.893	42.590	1:11.522	237.8	9:33:56.644
9		24:01.272 P			25:12.794		9:57:57.916
10		2:30.227	56.217	39.210	54.800	139.5	10:00:28.143
11		2:08.056	35.573	38.101	54.382	241.6	10:02:36.199
12		2:15.925 P	35.259	37.600	1:03.066	242.1	10:04:52.124
13		4:54.486	3:07.223	47.884	59.379	122.7	10:09:46.610
14		2:08.291	35.939	38.462	53.890	240.5	10:11:54.901
15		2:06.350	34.809	37.663	53.878	241.0	10:14:01.251
16		2:06.143	34.642	37.765	53.736	242.1	10:16:07.394
17		2:18.931 P	37.888	38.604	1:02.439	241.0	10:18:26.325
18		5:52.427	4:20.663	38.010	53.754	138.9	10:24:18.752
19		2:06.471	34.788	38.133	53.550	241.6	10:26:25.223
20		2:05.915	34.641	37.562	53.712	242.1	10:28:31.138
21		2:18.223 P	34.827	40.218	1:03.178	242.1	10:30:49.361
22		6:14.864	4:31.138	48.452	55.274	109.6	10:37:04.225
23		2:08.093	35.739	38.370	53.984	241.0	10:39:12.318
24		2:04.939	34.447	37.338	53.154	242.1	10:41:17.257
25		2:09.781	34.300	37.609	57.872	243.2	10:43:27.038
26		2:05.070	34.419	37.345	53.306	242.6	10:45:32.108
27		2:18.520 P	37.216	38.918	1:02.386	233.7	10:47:50.628
28		42:31.120 P			43:33.506		11:30:21.748
29		2:30.506	54.655	40.424	55.427	134.8	11:32:52.254
30		2:12.050	39.611	38.166	54.273	194.9	11:35:04.304
31		2:05.739	34.798	37.139	53.802	240.0	11:37:10.043
32		2:05.620	34.789	37.455	53.376	238.4	11:39:15.663
33		2:06.180	34.644	37.501	54.035	239.4	11:41:21.843
34		2:14.763 P	34.741	38.466	1:01.556	242.1	11:43:36.606
35		8:55.652	7:13.895	45.356	56.401	56.3	11:52:32.258
36		2:10.134	36.000	37.625	56.509	237.3	11:54:42.392
37		2:07.952	34.151	39.605	54.196	241.0	11:56:50.344
38		2:04.934	34.440	37.410	53.084	240.5	11:58:55.278
39		2:04.784	34.364	37.372	53.048	242.1	12:01:00.062
40		2:23.059 P	38.436	40.170	1:04.453	230.7	12:03:23.121
41		21:13.076 P			22:17.529		12:24:36.197
42		2:28.491	54.348	38.874	55.269	126.1	12:27:04.688
43		2:06.963	35.475	37.810	53.678	237.3	12:29:11.651
44		2:05.098	34.464	37.419	53.215	241.0	12:31:16.749
45		2:04.894	34.546	37.183	53.165	240.5	12:33:21.643
46		2:22.182 P	36.742	41.940	1:03.500	241.6	12:35:43.825
47		8:43.456	6:54.425	51.486	57.545	112.5	12:44:27.281
48		2:08.635	35.852	35.944	56.839	234.7	12:46:35.916
49		2:14.338	40.542	39.791	54.005	242.1	12:48:50.254
50		2:04.205	34.329	37.137	52.739	241.0	12:50:54.459
51		2:11.587	34.161	37.232	1:00.194	242.1	12:53:06.046





Paul Ricard
Porsche Carrera Cup France
 Private test
Lap Analysis



12

Gianmarco Quaresmini

Porsche 911 GT3 Cup **15**

Henry Hassid

Porsche 911 GT3 Cup

Pro

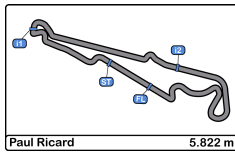
Ombra Racing

ProAm

MRT by CLRT

Lap	D	Time	Sector 1	Sector 2	Sector 3	T. Spd	Elapsed	Lap	D	Time	Sector 1	Sector 2	Sector 3	T. Spd	Elapsed
1		9:53:38.318 P			9:53:38.318		9:53:38.318	1		9:08:06.170	9:06:09.020	52.457	1:04.693	90.1	9:08:06.170
2		2:47.579	1:04.036	45.992	57.551	109.0	9:56:25.897	2		2:15.971	38.533	40.294	57.144	234.7	9:10:22.141
3		2:09.855	36.219	38.947	54.689	239.4	9:58:35.752	3		2:13.125	36.404	40.558	56.163	237.8	9:12:35.266
4		2:08.377	35.364	38.303	54.710	241.0	10:00:44.129	4		2:11.642	36.261	38.985	56.396	236.3	9:14:46.908
5		2:14.644 P	35.134	38.040	1:01.470	241.0	10:02:58.773	5		2:12.220	36.022	39.053	57.145	238.4	9:16:59.128
6		3:48.652	2:12.251	38.204	58.197	130.5	10:06:47.425	6		2:10.994	36.951	38.973	55.070	238.9	9:19:10.122
7		2:07.800	35.215	38.315	54.270	240.5	10:08:55.225	7		2:22.622 P	35.878	39.743	1:07.001	241.0	9:21:32.744
8		2:06.980	34.920	37.895	54.165	241.0	10:11:02.205	8		11:32.987	9:57.083	40.353	55.551	117.3	9:33:05.731
9		2:08.117	35.195	38.362	54.560	240.0	10:13:10.322	9		2:10.232	36.209	37.883	56.140	236.8	9:35:15.963
10		2:07.500	35.234	38.103	54.163	241.0	10:15:17.822	10		2:09.707	35.783	38.792	55.132	238.9	9:37:25.670
11		2:17.927 P	35.061	37.925	1:04.941	240.0	10:17:35.749	11		2:08.811	35.535	38.449	54.827	241.0	9:39:34.481
12		6:45.187	5:12.484	38.420	54.283	143.4	10:24:20.936	12		2:08.697	35.509	38.498	54.690	240.0	9:41:43.178
13		2:07.273	35.162	37.950	54.161	240.5	10:26:28.209	13		2:40.942 P	35.721	49.709	1:15.512	240.0	9:44:24.120
14		2:08.375	34.938	37.674	55.763	241.6	10:28:36.584	14		8:18.489	6:41.323	41.325	55.841	115.3	9:52:42.609
15		2:07.410	34.920	37.911	54.579	240.5	10:30:43.994	15		2:10.345	36.337	39.017	54.991	237.3	9:54:52.954
16		2:06.926	34.805	38.032	54.089	240.0	10:32:50.920	16		2:10.509	36.626	38.860	55.023	238.9	9:57:03.463
17		2:20.396 P	37.481	39.206	1:03.709	240.0	10:35:11.316	17		2:10.335	36.066	38.872	55.397	241.6	9:59:13.798
18		27:20.971 P			28:24.680		11:02:32.287	18		2:19.017 P	35.401	38.516	1:05.100	241.0	10:01:32.815
19		6:20.543	4:34.140	46.902	59.501	104.6	11:08:52.830	19		5:48.226	4:12.692	38.768	56.766	128.2	10:07:21.041
20		2:11.546	35.436	38.421	57.689	238.4	11:11:04.376	20		2:13.215	38.652	39.314	55.249	238.4	10:09:34.256
21		2:07.357	35.202	37.874	54.281	237.3	11:13:11.733	21		2:09.223	35.520	38.296	55.407	241.6	10:11:43.479
22		2:06.638	34.957	37.762	53.919	238.4	11:15:18.371	22		2:09.705	36.113	38.855	54.737	240.5	10:13:53.184
23		2:06.880	34.937	37.811	54.132	237.3	11:17:25.251	23		2:08.196	35.346	38.404	54.446	240.0	10:16:01.380
24		2:06.476	34.915	37.473	54.088	239.4	11:19:31.727	24		2:34.011 P	35.343	42.043	1:16.625	238.9	10:18:35.391
25		2:06.715	34.735	37.647	54.333	238.4	11:21:38.442	25		33:26.229 P			34:42.854		10:52:01.620
26		2:20.397 P	35.112	39.756	1:05.529	239.4	11:23:58.839	26		5:31.459	3:45.310	47.295	58.854	94.9	10:57:33.079
27		30:57.146 P			32:02.675		11:54:55.985	27		2:12.028	36.940	39.390	55.698	233.7	10:59:45.107
28		3:18.819	1:25.633	45.670	1:07.516	142.2	11:58:14.804	28		2:09.465	35.977	38.731	54.757	238.4	11:01:54.572
29		2:06.860	34.879	38.078	53.903	237.3	12:00:21.664	29		2:08.602	35.763	38.409	54.430	238.9	11:04:03.174
30		2:06.690	35.069	37.772	53.849	240.5	12:02:28.354	30		2:08.760	35.521	38.468	54.771	237.8	11:06:11.934
31		2:07.264	35.532	37.908	53.824	240.5	12:04:35.618	31		2:08.804	35.406	38.279	55.119	239.4	11:08:20.738
32		2:13.117 P	33.138	38.156	1:01.823	237.8	12:06:48.735	32		2:17.432 P	35.414	38.374	1:03.644	239.4	11:10:38.170
33		4:59.996	3:03.006	49.154	1:07.836	114.6	12:11:48.731	33		4:09.958	2:24.319	44.506	1:01.133	114.2	11:14:48.128
34		2:24.775	38.819	42.705	1:03.251	222.6	12:14:13.506	34		2:13.843	37.407	41.247	55.189	233.7	11:17:01.971
35		2:06.818	35.212	38.010	53.596	237.8	12:16:20.324	35		2:07.806	35.273	38.181	54.352	239.4	11:19:09.777
36		2:07.060	34.595	37.755	54.710	240.0	12:18:27.384	36		2:07.341	35.330	38.046	53.965	236.8	11:21:17.118
37		2:16.452 P	34.769	37.627	1:04.056	237.8	12:20:43.836	37		2:07.545	35.123	38.290	54.132	240.0	11:23:24.663
38		4:24.725	2:31.070	51.225	1:02.430	146.1	12:25:08.561	38		2:09.288	35.292	38.280	55.716	238.4	11:25:33.951
39		2:05.908	34.658	37.567	53.683	238.9	12:27:14.469	39		2:47.312 P	47.338	46.106	1:13.868	152.1	11:28:21.263
40		2:05.939	34.382	37.652	53.905	239.4	12:29:20.408	40		5:17.995	3:45.063	38.596	54.336	125.0	11:33:39.258
41		2:06.242	34.508	37.850	53.884	241.6	12:31:26.650	41		2:08.760	35.331	38.374	55.055	240.5	11:35:48.018
42		2:16.904 P	34.807	38.093	1:04.004	238.9	12:33:43.554	42		2:09.909	36.733	38.477	54.699	237.3	11:37:57.927
43		6:04.428 P			7:08.432		12:39:47.982	43		2:08.393	35.475	38.368	54.550	238.9	11:40:06.320
44		2:23.818	51.357	38.492	53.969	146.5	12:42:11.800	44		2:07.640	35.246	38.070	54.324	239.4	11:42:13.960
45		2:05.949	34.704	37.678	53.567	240.0	12:44:17.749	45		2:32.206 P	39.806	43.721	1:08.679	199.6	11:44:46.166
46		2:06.246	34.625	37.696	53.925	238.9	12:46:23.995								
47		2:06.279	34.646	37.628	54.005	238.9	12:48:30.274								
48		2:06.003	34.590	37.771	53.642	239.4	12:50:36.277								
49		2:05.834	34.558	37.710	53.566	240.5	12:52:42.111								
50		2:07.520	34.995	37.748	54.777	241.6	12:54:49.631								
51		2:16.879 P	35.376	37.924	1:03.579	240.5	12:57:06.510								





Paul Ricard
Porsche Carrera Cup France
Private test
Lap Analysis



16 Ugo Gazil Rk Porsche 911 GT3 Cup

Pro Pierre Martinet by Alméras

Lap	D	Time	Sector 1	Sector 2	Sector 3	T. Spd	Elapsed
1		9:25:57.494	9:24:00.630	54.886	1:01.978	114.0	9:25:57.494
2		2:23.406	40.399	45.188	57.819	160.2	9:28:20.900
3		2:10.221	35.664	38.296	56.261	241.0	9:30:31.121
4		2:08.005	35.309	38.053	54.643	241.6	9:32:39.126
5		2:07.321	35.231	37.971	54.119	241.0	9:34:46.447
6		2:15.502 P	35.048	38.228	1:02.226	241.6	9:37:01.949
7		11:37.763	10:04.275	38.444	55.044	110.5	9:48:39.712
8		2:08.606	35.505	38.101	55.000	242.1	9:50:48.318
9		2:09.141	36.363	38.405	54.373	242.1	9:52:57.459
10		2:23.926 P	37.310	39.892	1:06.724	242.1	9:55:21.385
11		59:42.388 P			1:00:49.112		10:55:03.773
12		2:43.640	1:00.683	46.223	56.734	99.6	10:57:47.413
13		2:07.541	35.220	37.853	54.468	238.9	10:59:54.954
14		2:06.530	34.967	37.868	53.695	241.0	11:02:01.484
15		2:06.129	34.676	37.683	53.770	241.6	11:04:07.613
16		2:15.992 P	34.884	37.945	1:03.163	240.0	11:06:23.605
17		6:42.886	4:57.254	44.071	1:01.561	93.9	11:13:06.491
18		2:16.190	38.259	43.801	54.130	209.3	11:15:22.681
19		2:08.639	35.447	38.156	55.036	238.4	11:17:31.320
20		2:07.209	34.966	37.738	54.505	240.5	11:19:38.529
21		2:06.154	34.793	37.742	53.619	239.4	11:21:44.683
22		2:05.857	34.515	37.520	53.822	241.6	11:23:50.540
23		2:25.336 P	37.430	40.959	1:06.947	221.3	11:26:15.876
24		7:15.599	5:43.224	38.286	54.089	136.8	11:33:31.475
25		2:09.167	36.278	37.892	54.997	240.5	11:35:40.642
26		2:10.264	35.425	37.673	57.166	240.5	11:37:50.906
27		2:07.034	34.417	38.478	54.139	238.9	11:39:57.940
28		2:06.392	34.911	37.646	53.835	240.5	11:42:04.332
29		2:17.618 P	34.814	37.541	1:05.263	241.6	11:44:21.950
30		45:48.965 P			46:54.228		12:30:10.915
31		3:10.440 P	1:03.081	47.189	1:20.170	122.4	12:33:21.355
32		3:07.029 P	1:07.020	51.066	1:08.943	98.9	12:36:28.384
33		2:42.310	1:03.202	43.793	55.315	133.9	12:39:10.694
34		2:07.131	35.146	37.889	54.096	239.4	12:41:17.825
35		2:06.453	34.809	37.862	53.782	239.4	12:43:24.278
36		2:06.334	34.778	37.743	53.813	238.4	12:45:30.612
37		2:15.917 P	34.631	37.760	1:03.526	239.4	12:47:46.529
38		5:38.137	4:05.699	38.428	54.010	146.3	12:53:24.666
39		2:05.854	34.602	37.719	53.533	240.0	12:55:30.520
40		2:06.745	34.687	37.599	54.459	241.0	12:57:37.265
41		2:18.072 P	34.846	37.980	1:05.246	238.4	12:59:55.337

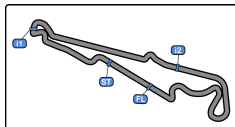
17 Enrico Fulgenzi Porsche 911 GT3 Cup

Pro EF Racing

Lap	D	Time	Sector 1	Sector 2	Sector 3	T. Spd	Elapsed
1		9:03:34.574	9:01:14.915	1:03.348	1:16.311	72.8	9:03:34.574
2		2:28.429	45.812	42.828	59.789	149.3	9:06:03.003
3		2:14.689	37.493	39.934	57.262	220.8	9:08:17.692
4		2:10.822	36.176	38.867	55.779	237.8	9:10:28.514
5		2:10.399	35.847	38.786	55.766	239.4	9:12:38.913
6		2:10.958	35.894	38.595	56.469	239.4	9:14:49.871

7		2:09.452	35.461	38.262	55.729	241.0	9:16:59.323
8		2:09.546	36.247	38.099	55.200	240.5	9:19:08.869
9		2:08.325	35.312	38.313	54.700	241.6	9:21:17.194
10		2:23.854 P	37.699	40.570	1:05.585	219.5	9:23:41.048
11		6:58.108	5:23.255	39.563	55.290	114.1	9:30:39.156
12		2:08.463	35.898	38.035	54.530	240.5	9:32:47.619
13		2:10.585	35.724	39.933	54.928	232.7	9:34:58.204
14		2:07.716	35.075	38.009	54.632	242.1	9:37:05.920
15		2:18.513 P	35.157	38.852	1:04.504	242.6	9:39:24.433
16		5:40.479 P	3:32.490	49.979	1:18.010	91.5	9:45:04.912
17		3:58.821	2:25.277	38.627	54.917	128.4	9:49:03.733
18		2:07.423	35.208	37.926	54.289	241.0	9:51:11.156
19		2:20.654 P	37.416	41.220	1:02.018	240.5	9:53:31.810
20		4:23.353	2:25.476	57.319	1:00.558	112.1	9:57:55.163
21		2:13.426	36.699	40.384	56.343	239.4	10:00:08.589
22		2:07.688	35.127	38.215	54.346	242.1	10:02:16.277
23		2:22.313 P	35.794	40.899	1:05.620	242.1	10:04:38.590
24		6:51.485 P			7:57.105		10:11:30.075
25		2:28.231	54.342	38.883	55.006	134.6	10:13:58.306
26		2:08.356	35.695	38.128	54.533	240.5	10:16:06.662
27		2:07.503	35.334	38.106	54.063	239.4	10:18:14.165
28		2:07.718	35.162	38.096	54.460	240.5	10:20:21.883
29		2:07.454	34.943	38.184	54.327	241.6	10:22:29.337
30		2:07.005	35.025	37.913	54.067	242.6	10:24:36.342
31		2:19.674 P	36.461	40.529	1:02.684	240.5	10:26:56.016
32		4:11.494	2:31.810	42.869	56.815	130.1	10:31:07.510
33		2:23.778 P	37.147	40.788	1:05.843	240.0	10:33:31.288
34		5:54.563	3:54.668	53.227	1:06.668	93.6	10:39:25.851
35		2:18.514	38.382	43.349	56.783	207.6	10:41:44.365
36		2:06.834	35.018	37.899	53.917	242.6	10:43:51.199
37		2:14.472	35.029	37.974	1:01.469	243.2	10:46:05.671
38		2:23.046 P	35.077	38.183	1:09.786	241.6	10:48:28.717
39		5:37.070	4:00.778	40.864	55.428	122.4	10:54:05.787
40		2:06.895	35.255	37.866	53.774	242.1	10:56:12.682
41		2:06.952	35.020	38.001	53.931	242.1	10:58:19.634
42		2:07.328	34.762	38.163	54.403	241.6	11:00:26.962
43		2:37.910 P	36.802	48.314	1:12.794	241.6	11:03:04.872
44		6:13.132	4:37.037	39.542	56.553	100.3	11:09:18.004
45		2:15.769	35.410	39.893	1:00.466	241.0	11:11:33.773
46		2:07.009	35.438	37.812	53.759	240.0	11:13:40.782
47		2:29.892 P	38.951	44.166	1:06.775	239.4	11:16:10.674
48		3:57.686	2:24.372	38.027	55.287	135.8	11:20:08.360
49		2:06.392	35.105	37.573	53.714	239.4	11:22:14.752
50		2:18.316 P	35.073	37.824	1:05.419	241.0	11:24:33.068
51		8:10.249 P			9:15.668		11:32:43.317
52		5:39.982	4:06.676	38.483	54.823	114.1	11:38:23.299
53		2:06.634	35.104	37.667	53.863	237.3	11:40:29.933
54		2:04.349	34.953	35.242	54.154	240.0	11:42:34.282
55		2:06.815	35.208	37.796	53.811	238.9	11:44:41.097
56		2:25.147 P	36.394	40.132	1:08.621	240.0	11:47:06.244
57		17:21.757	15:45.119	40.864	55.774	119.7	12:04:28.001
58		2:06.761	35.188	37.692	53.881	237.8	12:06:34.762
59		2:06.838	35.144	38.003	53.691	237.3	12:08:41.600
60		2:22.079 P	40.203	38.142	1:03.734	239.4	12:11:03.679
61		5:50.039	4:17.131	38.131	54.777	128.7	12:16:53.718





Paul Ricard
Porsche Carrera Cup France
Private test

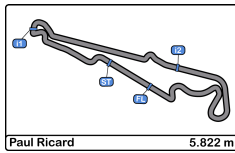
PORSCHE
CARRERA CUP
FRANCE

Paul Ricard 5.822 m.

Lap Analysis

62	2:20.825	35.270	36.035	1:09.520	238.4	12:19:14.543
63	2:07.249	35.251	37.767	54.231	236.3	12:21:21.792
64	2:17.021	35.014	41.947	1:00.060	238.9	12:23:38.813
65	2:06.872	34.965	37.960	53.947	238.4	12:25:45.685
66	2:06.743	34.801	38.086	53.856	240.5	12:27:52.428
67	2:09.474	35.423	39.666	54.385	240.0	12:30:01.902
68	2:23.311 P	34.982	41.037	1:07.292	241.6	12:32:25.213
69	7:02.908	5:21.973	45.096	55.839	114.0	12:39:28.121
70	2:06.393	34.953	37.924	53.516	237.8	12:41:34.514
71	2:06.140	34.804	37.712	53.624	238.9	12:43:40.654
72	2:09.868	34.931	37.245	57.692	240.5	12:45:50.522
73	2:21.621 P	34.649	41.044	1:05.928	240.0	12:48:12.143
74	4:43.527	3:10.334	39.254	53.939	137.0	12:52:55.670
75	2:05.910	34.820	37.561	53.529	240.0	12:55:01.580
76	2:06.226	34.551	37.758	53.917	240.5	12:57:07.806
77	2:33.031 P	37.986	42.693	1:12.352	235.8	12:59:40.837

19	Dorian Boccolacci Rk		Porsche 911 GT3 Cup				
Pro	Martinet by Alméras						
Lap	D	Time	Sector 1	Sector 2	Sector 3	T. Spd	Elapsed
1		9:06:01.142	9:04:08.481	48.260	1:04.401	104.2	9:06:01.142
2		2:22.878	38.043	40.186	1:04.649	224.5	9:08:24.020
3		2:08.310	35.777	38.128	54.405	235.8	9:10:32.330
4		2:07.775	35.230	37.998	54.547	236.3	9:12:40.105
5		2:08.624	35.313	38.243	55.068	236.3	9:14:48.729
6		2:09.567	35.228	38.228	56.111	237.3	9:16:58.296
7		2:07.253	35.081	37.970	54.202	236.8	9:19:05.549
8		2:14.913 P	35.495	38.692	1:00.726	238.9	9:21:20.462
9		11:00.059	9:27.223	38.440	54.396	105.0	9:32:20.521
10		2:06.619	35.140	37.704	53.775	239.4	9:34:27.140
11		2:06.293	34.787	37.773	53.733	241.6	9:36:33.433
12		2:22.190	39.542	42.238	1:00.410	167.7	9:38:55.623
13		2:13.912 P	34.880	37.467	1:01.565	241.6	9:41:09.535
14		12:08.249	10:23.511	44.184	1:00.554	112.6	9:53:17.784
15		2:06.035	34.799	37.469	53.767	240.5	9:55:23.819
16		2:05.761	34.569	37.845	53.347	241.6	9:57:29.580
17		2:14.371 P	34.638	38.095	1:01.638	243.7	9:59:43.951
18		48:59.035 P			50:00.673		10:48:42.986
19		2:42.105	1:00.903	44.686	56.516	108.3	10:51:25.091
20		2:08.084	35.933	38.296	53.855	240.5	10:53:33.175
21		2:04.908	34.546	37.388	52.974	242.1	10:55:38.083
22		2:08.455	34.310	38.150	55.995	242.6	10:57:46.538
23		2:14.544	34.504	38.489	1:01.551	240.5	11:00:01.082
24		2:05.291	34.520	37.394	53.377	242.6	11:02:06.373
25		2:14.024 P	34.689	37.943	1:01.392	242.1	11:04:20.397
26		12:58.063	11:13.729	45.360	58.974	69.5	11:17:18.460
27		2:08.376	36.398	38.231	53.747	213.0	11:19:26.836
28		2:04.710	34.329	37.433	52.948	240.0	11:21:31.546
29		2:04.868	34.391	37.396	53.081	242.1	11:23:36.414
30		2:13.945 P	34.511	37.563	1:01.871	241.6	11:25:50.359
31		56:33.458 P			57:35.329		12:22:23.817
32		2:50.983 P	59.677	44.648	1:06.658	122.3	12:25:14.800
33		2:50.507	1:19.004	38.007	53.496	125.0	12:28:05.307
34		2:05.784	34.676	37.763	53.345	240.0	12:30:11.091
35		2:06.024	34.603	37.915	53.506	240.5	12:32:17.115
36		2:05.851	34.741	37.731	53.379	240.5	12:34:22.966
37		2:12.032 P	34.634	37.587	59.811	238.4	12:36:34.998
38		17:55.779	16:12.860	44.039	58.880	112.9	12:54:30.777
39		2:12.849	36.787	40.202	55.860	221.3	12:56:43.626
40		2:07.936	35.788	37.981	54.167	240.0	12:58:51.562
41		2:15.467 P	34.929	37.608	1:02.930	238.9	13:01:07.029



Paul Ricard
Porsche Carrera Cup France
 Private test
Lap Analysis



20

Jaxon Evans

Porsche 911 GT3 Cup

21

Clément Mateu

Porsche 911 GT3 Cup

Pro							ProAm								
Lap	D	Time	Sector 1	Sector 2	Sector 3	T. Spd	Elapsed	Lap	D	Time	Sector 1	Sector 2	Sector 3	T. Spd	Elapsed
1		9:05:44.508	9:03:44.758	49.448	1:10.302	68.2	9:05:44.508	1		10:49:52.394 P			10:49:52.394		10:49:52.394
2		2:15.438	37.334	40.032	58.072	225.4	9:07:59.946	2		3:45.883	1:56.345	47.254	1:02.284	75.5	10:53:38.277
3		2:10.355	35.898	38.671	55.786	241.6	9:10:10.301	3		2:20.560	39.471	43.362	57.727	208.4	10:55:58.837
4		2:09.251	36.408	38.292	54.551	226.8	9:12:19.552	4		2:12.144	36.050	40.010	56.084	239.4	10:58:10.981
5		2:08.522	35.899	38.071	54.552	241.6	9:14:28.074	5		2:09.162	35.591	38.622	54.949	239.4	11:00:20.143
6		2:07.593	35.384	37.894	54.315	242.6	9:16:35.667	6		2:08.334	35.466	38.574	54.294	240.5	11:02:28.477
7		2:07.152	35.167	37.703	54.282	242.1	9:18:42.819	7		2:09.892	35.471	38.258	56.163	241.0	11:04:38.369
8		2:15.743 P	35.231	37.740	1:02.772	242.1	9:20:58.562	8		2:19.481 P	35.407	38.406	1:05.668	238.9	11:06:57.850
9		11:49.833	10:17.102	38.523	54.208	114.4	9:32:48.395	9		10:52.273	9:08.809	43.848	59.616	73.3	11:17:50.123
10		2:08.272	35.285	38.988	53.999	241.6	9:34:56.667	10		2:08.652	35.553	38.162	54.937	239.4	11:19:58.775
11		2:07.046	34.729	37.714	54.603	241.0	9:37:03.713	11		2:08.606	35.555	38.402	54.649	238.4	11:22:07.381
12		2:06.896	35.259	37.788	53.849	243.7	9:39:10.609	12		2:08.868	35.294	38.223	55.351	239.4	11:24:16.249
13		2:06.341	34.927	37.650	53.764	242.1	9:41:16.950	13		2:32.590	41.897	50.267	1:00.426	240.5	11:26:48.839
14		2:24.095 P	37.329	38.554	1:08.212	242.6	9:43:41.045	14		2:40.465 P	40.914	46.944	1:12.607	240.0	11:29:29.304
15		9:29.539	7:57.113	38.514	53.912	114.7	9:53:10.584	15		5:15.247 P	3:22.217	45.573	1:07.457	107.0	11:34:44.551
16		2:06.027	34.818	37.542	53.667	243.7	9:55:16.611	16		53:20.261 P			54:27.718		12:28:04.812
17		2:07.327	35.680	38.122	53.525	245.4	9:57:23.938	17		3:12.527 P	1:08.959	48.717	1:14.851	114.0	12:31:17.339
18		2:15.432 P	34.574	37.455	1:03.403	246.0	9:59:39.370	18		2:52.961	1:17.724	39.605	55.632	138.2	12:34:10.300
19		47:21.126 P			48:24.529		10:47:00.496	19		2:10.596	36.242	38.889	55.465	236.8	12:36:20.896
20		2:58.827	1:12.801	44.639	1:01.387	72.7	10:49:59.323	20		2:10.496	36.016	39.389	55.091	238.4	12:38:31.392
21		2:11.846	36.807	39.692	55.347	220.4	10:52:11.169	21		2:09.448	35.939	38.798	54.711	238.9	12:40:40.840
22		2:05.171	34.747	37.464	52.960	244.3	10:54:16.340	22		2:09.239	35.600	38.673	54.966	238.4	12:42:50.079
23		2:04.535	34.448	37.230	52.857	244.3	10:56:20.875	23		2:09.016	35.578	38.618	54.820	237.8	12:44:59.095
24		2:15.542 P	34.506	37.429	1:03.607	244.8	10:58:36.417	24		2:08.388	35.334	38.428	54.626	238.4	12:47:07.483
25		13:22.398	11:25.947	49.748	1:06.703	70.9	11:11:58.815	25		2:08.288	35.403	38.355	54.530	239.4	12:49:15.771
26		2:14.198	39.393	39.960	54.845	210.1	11:14:13.013	26		2:08.434	35.526	38.447	54.461	238.9	12:51:24.205
27		2:04.910	34.743	37.355	52.812	241.0	11:16:17.923	27		2:08.459	35.418	38.513	54.528	238.9	12:53:32.664
28		2:04.327	34.310	37.245	52.772	243.2	11:18:22.250	28		2:08.530	35.493	38.523	54.514	240.0	12:55:41.194
29		2:13.958 P	34.750	37.362	1:01.846	244.3	11:20:36.208	29		2:07.924	35.114	38.492	54.318	240.0	12:57:49.118
30		5:51.615 P	3:35.755	55.067	1:20.793	51.9	11:26:27.823	30		2:08.790	35.627	38.389	54.774	238.4	12:59:57.908
31		48:19.806 P			49:40.599		12:14:47.629	31		2:24.356 P	35.424	39.356	1:09.576	239.4	13:02:22.264

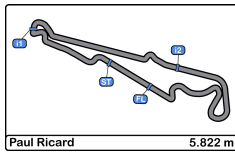
22

Alessandro Ghiretti Rk

Porsche 911 GT3 Cup

Pro							Martinet by Alméras								
Lap	D	Time	Sector 1	Sector 2	Sector 3	T. Spd	Elapsed	Lap	D	Time	Sector 1	Sector 2	Sector 3	T. Spd	Elapsed
1		9:05:51.489	9:03:57.175	51.426	1:02.888	107.1	9:05:51.489	1		9:05:51.489	9:03:57.175	51.426	1:02.888	107.1	9:05:51.489
2		2:20.918	40.377	43.873	56.668	203.7	9:08:12.407	2		2:20.918	40.377	43.873	56.668	203.7	9:08:12.407
3		2:11.038	36.678	38.856	55.504	239.4	9:10:23.445	3		2:11.038	36.678	38.856	55.504	239.4	9:10:23.445
4		2:10.180	35.828	38.881	55.471	240.5	9:12:33.625	4		2:10.180	35.828	38.881	55.471	240.5	9:12:33.625
5		2:09.232	35.626	38.749	54.857	238.9	9:14:42.857	5		2:09.232	35.626	38.749	54.857	238.9	9:14:42.857
6		2:08.516	35.483	38.512	54.521	240.5	9:16:51.373	6		2:08.516	35.483	38.512	54.521	240.5	9:16:51.373
7		2:19.607 P	36.234	40.542	1:02.831	241.6	9:19:10.980	7		2:19.607 P	36.234	40.542	1:02.831	241.6	9:19:10.980
8		5:52.040	4:16.853	39.547	55.640	131.8	9:25:03.020	8		5:52.040	4:16.853	39.547	55.640	131.8	9:25:03.020
9		2:08.120	35.486	38.341	54.293	238.9	9:27:11.140	9		2:08.120	35.486	38.341	54.293	238.9	9:27:11.140
10		2:07.583	35.378	38.053	54.152	241.0	9:29:18.723	10		2:07.583	35.378	38.053	54.152	241.0	9:29:18.723
11		2:06.901	35.101	37.768	54.032	239.4	9:31:25.624	11		2:06.901	35.101	37.768	54.032	239.4	9:31:25.624
12		2:06.833	34.868	37.816	54.149	241.6	9:33:32.457	12		2:06.833	34.868	37.816	54.149	241.6	9:33:32.457
13		2:07.066	35.144	38.036	53.886	241.6	9:35:39.523	13		2:07.066	35.144	38.036	53.886	241.6	9:35:39.523
14		2:19.751 P	34.891	37.950	1:06.910	242.1	9:37:59.274	14		2:19.751 P	34.891	37.950	1:06.910	242.1	9:37:59.274
15		10:52.837	9:17.437	40.282	55.118	120.0	9:48:52.111	15		10:52.837	9:17.437	40.282	55.118	120.0	9:48:52.111
16		2:07.182	35.108	38.020	54.054	241.0	9:50:59.293	16		2:07.182	35.108	38.020	54.054	241.0	9:50:59.293





Paul Ricard
Porsche Carrera Cup France
 Private test
Lap Analysis



17	2:12.123	34.957	40.986	56.180	241.0	9:53:11.416	15	8:57.621	7:25.613	37.911	54.097	137.5	9:48:53.926
18	2:06.419	35.018	37.681	53.720	243.2	9:55:17.835	16	2:06.543	34.867	37.704	53.972	242.6	9:51:00.469
19	2:08.153	35.003	38.641	54.509	243.2	9:57:25.988	17	2:07.641	35.063	38.627	53.951	243.2	9:53:08.110
20	2:06.361	34.830	37.836	53.695	243.7	9:59:32.349	18	2:06.940	35.125	37.672	54.143	242.1	9:55:15.050
21	2:13.110 P	34.834	37.692	1:00.584	243.2	10:01:45.459	19	2:06.754	35.207	37.579	53.968	241.6	9:57:21.804
22	48:16.340 P			49:16.924		10:50:01.799	20	2:12.968 P	33.108	37.894	1:01.966	243.7	9:59:34.772
23	3:35.653	1:44.788	48.748	1:02.117	50.2	10:53:37.452	21	3:36.088 P	1:56.640	37.791	1:01.657	148.3	10:03:10.860
24	2:20.472	39.123	42.887	58.462	212.5	10:55:57.924	22	49:32.106 P			50:33.763		10:52:42.966
25	2:23.337 P	36.257	41.299	1:05.781	232.7	10:58:21.261	23	3:02.770	1:04.490	52.559	1:05.721	108.6	10:55:45.736
26	5:36.481	4:02.172	39.420	54.889	148.1	11:03:57.742	24	2:30.168	42.452	47.889	59.827	225.4	10:58:15.904
27	2:08.185	35.595	38.363	54.227	238.4	11:06:05.927	25	2:19.927	39.813	45.335	54.779	240.0	11:00:35.831
28	2:07.136	35.046	37.820	54.270	240.0	11:08:13.063	26	2:07.076	35.028	38.235	53.813	241.6	11:02:42.907
29	2:06.024	34.810	37.682	53.532	241.0	11:10:19.087	27	2:04.557	34.819	34.233	55.505	243.2	11:04:47.464
30	2:15.851 P	34.895	39.072	1:01.884	238.9	11:12:34.938	28	2:05.842	34.735	37.585	53.522	240.5	11:06:53.306
31	6:24.239	4:42.047	43.608	58.584	133.3	11:18:59.177	29	2:14.415 P	34.931	37.648	1:01.836	241.6	11:09:07.721
32	2:08.836	36.112	38.418	54.306	236.3	11:21:08.013	30	8:55.132	7:00.227	54.805	1:00.100	83.3	11:18:02.853
33	2:08.446	35.321	38.395	54.730	240.0	11:23:16.459	31	2:35.345	40.894	48.791	1:05.660	220.8	11:20:38.198
34	2:05.288	34.568	37.674	53.046	241.0	11:25:21.747	32	2:24.004	39.497	46.191	58.316	237.3	11:23:02.202
35	2:14.476	34.654	37.834	1:01.988	241.6	11:27:36.223	33	2:06.451	34.896	37.397	54.158	241.6	11:25:08.653
36	2:12.846 P	34.538	37.520	1:00.788	241.6	11:29:49.069	34	2:09.512	35.987	37.945	55.580	205.3	11:27:18.165
37	54:26.345 P			55:27.133		12:24:15.414	35	2:18.373	34.845	37.741	1:05.787	242.1	11:29:36.538
38	3:01.581 P	59.864	47.734	1:13.983	128.1	12:27:16.995	36	2:15.137 P	35.427	37.779	1:01.931	240.0	11:31:51.675
39	3:09.603 P	1:12.994	45.468	1:11.141	137.4	12:30:26.598	37	45:53.552 P			46:55.483		12:17:45.227
40	2:43.060	1:08.265	39.365	55.430	138.2	12:33:09.658	38	3:05.717 P	1:03.470	55.431	1:06.816	119.0	12:20:50.944
41	2:07.511	35.325	37.958	54.228	237.8	12:35:17.169	39	3:03.358 P	1:05.495	47.097	1:10.766	133.8	12:23:54.302
42	2:06.371	34.998	37.760	53.613	238.9	12:37:23.540	40	2:34.211	1:01.606	38.651	53.954	139.5	12:26:28.513
43	2:07.302	34.847	38.212	54.243	240.5	12:39:30.842	41	2:06.815	34.961	38.005	53.849	240.0	12:28:35.328
44	2:06.112	34.716	37.781	53.615	241.0	12:41:36.954	42	2:06.398	34.947	37.741	53.710	241.0	12:30:41.726
45	2:05.977	34.628	37.743	53.606	240.5	12:43:42.931	43	2:07.125	34.939	38.451	53.735	241.0	12:32:48.851
46	2:06.249	34.712	37.672	53.865	240.5	12:45:49.180	44	2:06.261	34.755	37.610	53.896	239.4	12:34:55.112
47	2:06.494	34.608	37.553	54.333	241.0	12:47:55.674	45	2:06.341	34.892	37.756	53.693	239.4	12:37:01.453
48	2:06.192	34.733	37.741	53.718	241.6	12:50:01.866	46	2:06.256	34.696	37.791	53.769	242.1	12:39:07.709
49	2:06.613	34.748	37.825	54.040	241.0	12:52:08.479	47	2:06.585	34.831	37.853	53.901	240.0	12:41:14.294
50	2:07.147	35.428	38.011	53.708	243.2	12:54:15.626	48	2:06.169	34.787	37.674	53.708	240.0	12:43:20.463
51	2:06.121	34.710	37.779	53.632	241.0	12:56:21.747	49	2:06.301	34.898	37.597	53.806	240.0	12:45:26.764
52	2:05.915	34.598	37.576	53.741	241.0	12:58:27.662	50	2:06.090	34.780	37.658	53.652	240.5	12:47:32.854
53	2:18.325 P	35.322	38.758	1:04.245	238.4	13:00:45.987	51	2:05.948	34.737	37.650	53.561	241.0	12:49:38.802

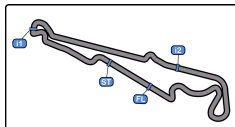
23	Victor Weyrich	Porsche 911 GT3 Cup					
Pro	Pierre Martinet by Alméras						
Lap	D	Time	Sector 1	Sector 2	Sector 3	T. Spd	Elapsed
1		9:05:45.584	9:03:48.521	50.970	1:06.093	108.5	9:05:45.584
2		2:17.424	38.392	42.264	56.768	217.7	9:08:03.008
3		2:10.283	35.929	38.525	55.829	241.0	9:10:13.291
4		2:10.006	36.140	38.711	55.155	241.6	9:12:23.297
5		2:08.193	35.761	36.771	55.661	242.6	9:14:31.490
6		2:09.433	36.029	38.153	55.251	238.9	9:16:40.923
7		2:17.445 P	35.694	38.136	1:03.615	242.1	9:18:58.368
8		8:02.285	6:11.336	51.004	59.945	104.5	9:27:00.653
9		2:13.044	36.580	39.483	56.981	231.7	9:29:13.697
10		2:07.322	35.338	37.733	54.251	238.9	9:31:21.019
11		2:07.248	35.071	37.813	54.364	242.6	9:33:28.267
12		2:06.728	35.124	37.771	53.833	240.5	9:35:34.995
13		2:06.524	34.895	37.867	53.762	242.6	9:37:41.519
14		2:14.786 P	35.161	37.760	1:01.865	243.7	9:39:56.305

52	2:06.027	34.747	37.611	53.669	242.1	12:51:44.829
53	2:06.407	34.816	37.710	53.881	242.1	12:53:51.236
54	2:05.552	33.395	38.316	53.841	241.6	12:55:56.788
55	2:06.541	34.772	37.753	54.016	242.1	12:58:03.329
56	2:18.794 P	35.693	38.148	1:04.953	219.9	13:00:22.123

33	Evan Spenle	Porsche 911 GT3 Cup					
Pro	MRT by CLRT						
Lap	D	Time	Sector 1	Sector 2	Sector 3	T. Spd	Elapsed
1		9:06:08.712 P	9:04:13.357	44.437	1:10.918	109.3	9:06:08.712
2		2:51.464	1:16.638	38.992	55.834	136.3	9:09:00.176
3		2:09.901	36.413	38.560	54.928	240.0	9:11:10.077
4		2:08.909	35.796	38.332	54.781	238.4	9:13:18.986
5		2:09.404	35.536	38.914	54.954	238.4	9:15:28.390
6		2:07.797	35.226	37.855	54.716	238.9	9:17:36.187
7		2:20.507 P	36.746	39.058	1:04.703	238.4	9:19:56.694
8		7:23.300	5:49.878	38.832	54.590	125.1	9:27:19.994
9		2:07.854	35.151	38.072	54.631	240.0	9:29:27.848

52	2:06.027	34.747	37.611	53.669	242.1	12:51:44.829
53	2:06.407	34.816	37.710	53.881	242.1	12:53:51.236
54	2:05.552	33.395	38.316	53.841	241.6	12:55:56.788
55	2:06.541	34.772	37.753	54.016	242.1	12:58:03.329
56	2:18.794 P	35.693	38.148	1:04.953	219.9	13:00:22.123





Paul Ricard
Porsche Carrera Cup France
Private test



Paul Ricard 5.822 m.

Lap Analysis

10	2:08.048	35.513	37.915	54.620	239.4	9:31:35.896
11	2:08.003	35.185	38.538	54.280	241.6	9:33:43.899
12	2:07.190	35.220	37.891	54.079	240.0	9:35:51.089
13	2:06.924	34.968	37.758	54.198	241.6	9:37:58.013
14	2:16.765 P	35.117	37.908	1:03.740	241.0	9:40:14.778
15	14:07.599	12:33.910	38.964	54.725	124.8	9:54:22.377
16	2:20.616 P	35.585	38.049	1:06.982	239.4	9:56:42.993
17	7:48.213 P			8:55.195		10:04:31.206
18	9:08.416	7:29.481	41.489	57.446	120.8	10:13:39.622
19	2:07.457	35.239	38.071	54.147	239.4	10:15:47.079
20	2:07.187	35.019	37.931	54.237	239.4	10:17:54.266
21	2:07.365	35.009	38.106	54.250	240.5	10:20:01.631
22	2:06.612	34.812	37.746	54.054	240.5	10:22:08.243
23	2:07.225	35.105	37.993	54.127	240.5	10:24:15.468
24	2:06.800	34.862	37.854	54.084	240.5	10:26:22.268
25	2:21.114 P	38.648	37.917	1:04.549	241.6	10:28:43.382
26	6:45.661	5:12.510	38.795	54.356	133.1	10:35:29.043
27	2:06.809	34.978	37.920	53.911	240.0	10:37:35.852
28	2:06.782	34.994	37.842	53.946	241.6	10:39:42.634
29	2:06.296	34.847	37.641	53.808	241.0	10:41:48.930
30	2:07.657	34.653	38.883	54.121	242.1	10:43:56.587
31	2:06.297	34.879	37.766	53.652	243.2	10:46:02.884
32	2:06.553	34.938	37.754	53.861	240.5	10:48:09.437
33	2:19.433 P	36.231	39.326	1:03.876	241.6	10:50:28.870
34	58:28.995 P			59:32.871		11:48:57.865
35	2:41.704	1:01.749	44.064	55.891	118.5	11:51:39.569
36	2:09.066	35.848	38.280	54.938	236.8	11:53:48.635
37	2:08.247	35.079	37.819	55.349	239.4	11:55:56.882
38	2:23.538 P	35.632	39.470	1:08.436	237.8	11:58:20.420
39	4:03.452	2:26.840	41.010	55.602	96.8	12:02:23.872
40	2:08.547	35.799	38.378	54.370	237.8	12:04:32.419
41	2:06.388	35.080	37.602	53.706	238.4	12:06:38.807
42	2:06.347	34.936	37.553	53.858	238.9	12:08:45.154
43	2:06.312	35.073	37.533	53.706	239.4	12:10:51.466
44	2:06.460	34.933	37.675	53.852	238.9	12:12:57.926
45	2:16.239 P	34.969	37.614	1:03.656	239.4	12:15:14.165
46	12:49.930	11:14.740	40.774	54.416	132.3	12:28:04.095
47	2:06.243	34.879	37.723	53.641	240.0	12:30:10.338
48	2:06.174	34.786	37.686	53.702	241.0	12:32:16.512
49	2:07.667	35.097	38.517	54.053	238.4	12:34:24.179
50	2:07.070	35.007	37.635	54.428	240.0	12:36:31.249
51	2:15.071 P	35.709	37.949	1:01.413	240.5	12:38:46.320
52	9:30.093	7:58.119	38.143	53.831	111.4	12:48:16.413
53	2:06.869	34.984	37.496	54.389	240.0	12:50:23.282
54	2:07.122	35.049	37.936	54.137	241.0	12:52:30.404
55	2:18.500 P	35.750	38.361	1:04.389	240.5	12:54:48.904
56	3:26.925 P	1:44.515	38.661	1:03.749	120.9	12:58:15.829

35

Benoit Fretin

Porsche 911 GT3 Cup

Am

YDEO Compétition

Lap	D	Time	Sector 1	Sector 2	Sector 3	T. Spd	Elapsed
1		9:10:26.289 P			9:10:26.289		9:10:26.289
2		3:26.320	1:15.154	56.214	1:14.952	81.0	9:13:52.609
3		2:35.324	46.775	45.347	1:03.202	146.9	9:16:27.933
4		2:32.632	40.393	45.559	1:06.680	209.7	9:19:00.565
5		2:31.100	42.908	45.668	1:02.524	201.4	9:21:31.665
6		2:24.634	38.995	44.656	1:00.983	219.0	9:23:56.299
7		2:21.364	39.773	42.329	59.262	209.3	9:26:17.663
8		2:17.401	37.951	40.904	58.546	236.8	9:28:35.064
9		2:18.570	38.227	41.591	58.752	236.3	9:30:53.634
10		2:17.500	38.217	41.150	58.133	234.2	9:33:11.134
11		2:17.347	37.168	41.108	59.071	238.4	9:35:28.481
12		4:03.758 P	37.726	41.201	2:44.831	239.4	9:39:32.239
13		2:40.206	59.535	42.237	58.434	120.1	9:42:12.445
14		4:51.654 P	43.885	49.478	3:18.291	216.8	9:47:04.099
15		32:38.404 P			35:56.695		10:19:42.503
16		2:53.061	1:04.726	46.010	1:02.325	103.6	10:22:35.564
17		2:19.019	39.168	41.418	58.433	237.3	10:24:54.583
18		2:16.658	37.720	41.242	57.696	236.8	10:27:11.241
19		2:15.785	37.049	40.956	57.780	237.8	10:29:27.026
20		11:20.808 P	37.080	39.619	10:04.109	236.8	10:40:47.834
21		2:41.948	1:00.615	43.732	57.601	114.6	10:43:29.782
22		2:14.318	36.917	40.546	56.855	238.4	10:45:44.100
23		2:13.921	36.834	40.315	56.772	238.9	10:47:58.021
24		2:13.520	36.935	40.312	56.273	238.9	10:50:11.541
25		29:57.628 P	36.846	39.951	28:40.831	239.4	11:20:09.169
26		2:46.247	1:04.859	42.831	58.557	95.3	11:22:55.416
27		2:14.266	37.195	39.641	57.430	236.3	11:25:09.682
28		2:17.328	38.421	40.546	58.361	205.3	11:27:27.010
29		2:14.536	37.121	40.410	57.005	239.4	11:29:41.546
30		2:13.639	36.800	40.398	56.441	238.4	11:31:55.185
31		2:27.049 P	37.548	40.501	1:09.000	238.4	11:34:22.234
32		24:39.603 P			25:48.603		11:59:01.837
33		2:40.900	1:00.732	40.642	59.526	113.4	12:01:42.737
34		4:44.110 P	37.313	40.984	3:25.813	236.3	12:06:26.847
35		2:55.771	1:06.668	47.460	1:01.643	102.3	12:09:22.618
36		2:23.380	41.474	42.248	59.658	177.9	12:11:45.998
37		2:15.398	37.445	39.712	58.241	236.3	12:14:01.396
38		2:14.781	37.033	40.210	57.538	236.3	12:16:16.177
39		2:16.692	36.983	40.773	58.936	236.8	12:18:32.869
40		2:19.516	37.593	41.670	1:00.253	236.8	12:20:52.385
41		2:18.118	37.473	41.462	59.183	236.3	12:23:10.503
42		2:18.614	37.689	42.613	58.312	235.8	12:25:29.117
43		27:29.847 P	38.958	42.030	26:08.859	220.4	12:52:58.964

44

Franck Leherpeur

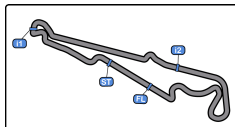
Porsche 911 GT3 Cup

Am

CLRT

Lap	D	Time	Sector 1	Sector 2	Sector 3	T. Spd	Elapsed
1		9:08:42.815	9:06:51.542	50.119	1:01.154	69.2	9:08:42.815
2		2:15.400	37.856	40.620	56.924	233.7	9:10:58.215
3		2:11.798	36.481	39.221	56.096	235.8	9:13:10.013
4		2:27.200	36.647	54.255	56.298	235.8	9:15:37.213





Paul Ricard
Porsche Carrera Cup France
Private test

PORSCHE
CARRERA CUP
FRANCE

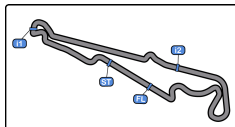
Paul Ricard 5.822 m.

Lap Analysis

5	2:11.804	36.394	39.192	56.218	237.3	9:17:49.017
6	2:11.620	36.353	39.319	55.948	236.3	9:20:00.637
7	2:11.074	36.160	39.106	55.808	238.9	9:22:11.711
8	2:29.907 P	39.313	40.424	1:10.170	188.4	9:24:41.618
9	8:00.659	6:25.419	39.517	55.723	119.7	9:32:42.277
10	2:11.191	36.200	39.051	55.940	237.8	9:34:53.468
11	2:09.821	35.878	38.796	55.147	238.4	9:37:03.289
12	2:11.004	36.366	39.116	55.522	240.0	9:39:14.293
13	2:09.711	35.952	38.755	55.004	240.0	9:41:24.004
14	2:30.800 P	35.918	39.763	1:15.119	238.9	9:43:54.804
15	12:22.685	10:45.959	39.213	57.513	128.7	9:56:17.489
16	2:21.792		3:02.941	55.577	237.8	9:58:39.281
17	2:10.101	35.953	38.901	55.247	240.5	10:00:49.382
18	2:09.542	35.825	38.705	55.012	241.6	10:02:58.924
19	2:09.954	35.998	38.749	55.207	240.5	10:05:08.878
20	2:19.783	35.957	38.882	1:04.944	241.0	10:07:28.661
21	2:11.356	37.170	39.299	54.887	226.8	10:09:40.017
22	2:19.797 P	36.605	39.025	1:04.167	242.1	10:11:59.814
23	11:27.358 P			12:31.525		10:23:27.172
24	2:29.329	53.936	39.750	55.643	134.4	10:25:56.501
25	2:10.015	35.852	39.218	54.945	239.4	10:28:06.516
26	2:09.556	35.683	38.623	55.250	238.4	10:30:16.072
27	2:09.105	35.606	38.246	55.253	238.9	10:32:25.177
28	2:10.270	35.835	38.889	55.546	238.4	10:34:35.447
29	2:10.015	36.081	38.689	55.245	239.4	10:36:45.462
30	2:26.208 P	35.707	38.968	1:11.533	240.0	10:39:11.670
31	59:58.693	58:14.848	45.246	58.599	90.7	11:39:10.363
32	2:12.462	37.090	39.167	56.205	236.3	11:41:22.825
33	2:09.597	35.955	38.583	55.059	238.4	11:43:32.422
34	2:19.141 P	35.859	38.829	1:04.453	239.4	11:45:51.563
35	6:08.580	4:21.019	46.687	1:00.874	85.7	11:52:00.143
36	2:12.336	36.843	40.161	55.332	234.7	11:54:12.479
37	2:17.162	35.753	38.882	1:02.527	234.2	11:56:29.641
38	2:08.597	35.814	38.262	54.521	235.8	11:58:38.238
39	2:09.524	35.337	38.411	55.776	240.0	12:00:47.762
40	2:27.066 P	35.429	45.243	1:06.394	238.4	12:03:14.828
41	6:09.544	4:36.311	38.480	54.753	128.5	12:09:24.372
42	2:09.025	35.605	38.407	55.013	238.4	12:11:33.397
43	2:08.948	35.717	38.130	55.101	237.3	12:13:42.345
44	2:22.897 P	36.306	41.040	1:05.551	236.3	12:16:05.242
45	13:00.955 P			14:06.506		12:29:06.197
46	2:29.732	54.224	40.001	55.507	123.5	12:31:35.929
47	2:10.800	35.789	38.497	56.514	235.8	12:33:46.729
48	2:09.908	35.925	38.615	55.368	235.2	12:35:56.637
49	2:09.472	35.861	38.479	55.132	236.3	12:38:06.109
50	2:09.115	35.805	38.258	55.052	238.4	12:40:15.224
51	2:17.657 P	35.656	38.403	1:03.598	238.4	12:42:32.881
52	7:47.044	6:02.280	48.966	55.798	94.2	12:50:19.925
53	2:26.203	35.692	55.494	55.017	236.3	12:52:46.128
54	2:08.768	35.760	38.278	54.730	238.9	12:54:54.896
55	2:08.887	35.489	38.466	54.932	239.4	12:57:03.783
56	2:08.921	35.711	38.408	54.802	237.3	12:59:12.704
57	2:45.261 P	39.855	45.677	1:19.729	177.9	13:01:57.965

53	Arthur Mathieu Rk					Porsche 911 GT3 Cup	
	Pro					Spark Motorsport	
Lap	D	Time	Sector 1	Sector 2	Sector 3	T. Spd	Elapsed
1		9:02:51.155	9:01:05.789	44.881	1:00.485	114.0	9:02:51.155
2		2:17.851	38.794	41.054	58.003	204.9	9:05:09.006
3		2:13.383	36.711	40.254	56.418	235.8	9:07:22.389
4		3:47.746 P	38.861	43.979	2:24.906	173.0	9:11:10.135
5		2:32.026	57.136	39.218	55.672	133.1	9:13:42.161
6		2:09.853	35.875	38.778	55.200	238.9	9:15:52.014
7		2:12.160	36.160	39.753	56.247	242.1	9:18:04.174
8		2:08.744	35.435	38.363	54.946	239.4	9:20:12.918
9		2:08.230	35.025	38.387	54.818	241.6	9:22:21.148
10		2:07.603	34.281	38.328	54.994	239.4	9:24:28.751
11		7:13.702 P	35.402	38.206	6:00.094	240.0	9:31:42.453
12		2:39.192	1:02.100	40.922	56.170	135.3	9:34:21.645
13		2:10.396	35.095	38.056	57.245	241.6	9:36:32.041
14		2:07.076	34.857	37.908	54.311	242.6	9:38:39.117
15		2:06.959	34.897	37.717	54.345	243.2	9:40:46.076
16		7:10.241 P	34.764	37.890	5:57.587	242.1	9:47:56.317
17		2:37.973	1:05.716	38.100	54.157	141.7	9:50:34.290
18		2:06.452	34.843	37.660	53.949	242.1	9:52:40.742
19		2:06.933	34.891	37.774	54.268	241.6	9:54:47.675
20		2:06.706	34.766	37.756	54.184	241.0	9:56:54.381
21		5:20.408 P	35.146	37.956	4:07.306	242.6	10:02:14.789
22		15:52.648 P			19:59.954		10:18:07.437
23		2:37.505	1:00.080	39.955	57.470	115.7	10:20:44.942
24		2:11.395	36.552	38.655	56.188	240.0	10:22:56.337
25		2:10.453	36.274	38.521	55.658	242.1	10:25:06.790
26		2:11.754	36.176	38.860	56.718	240.5	10:27:18.544
27		2:11.077	36.081	39.087	55.909	241.6	10:29:29.621
28		2:10.982	36.093	39.055	55.834	240.5	10:31:40.603
29		9:53.990 P	36.356	39.474	8:38.160	240.5	10:41:34.593
30		2:34.361	57.930	39.845	56.586	135.5	10:44:08.954
31		2:11.530	36.222	39.172	56.136	242.6	10:46:20.484
32		2:10.729	36.082	38.841	55.806	241.0	10:48:31.213
33		2:10.540	36.219	38.697	55.624	242.1	10:50:41.753
34		2:10.254	35.702	39.271	55.281	242.1	10:52:52.007
35		2:09.105	35.864	38.277	54.964	242.1	10:55:01.112
36		9:13.232 P	36.936	38.724	7:57.572	243.2	11:04:14.344
37		2:36.726	1:00.432	39.765	56.529	125.4	11:06:51.070
38		2:11.411	36.504	39.034	55.873	240.5	11:09:02.481
39		2:09.807	35.697	38.724	55.386	241.6	11:11:12.288
40		2:08.628	35.587	38.150	54.891	241.6	11:13:20.916
41		2:08.461	35.501	38.100	54.860	241.0	11:15:29.377
42		2:09.226	35.722	38.270	55.234	241.0	11:17:38.603
43		3:04.230 P	35.717	38.188	1:50.325	243.2	11:20:42.833
44		44:19.191 P			46:09.516		12:05:02.024
45		2:47.570	1:05.322	43.196	59.052	94.4	12:07:49.594
46		2:11.144	36.258	38.919	55.967	238.9	12:10:00.738
47		2:09.845	36.086	38.281	55.478	238.4	12:12:10.583
48		2:09.268	35.777	38.214	55.277	239.4	12:14:19.851
49		2:10.069	36.102	38.562	55.405	241.0	12:16:29.920
50		2:08.829	35.520	38.258	55.051	240.5	12:18:38.749
51		5:04.374 P	35.674	38.103	3:50.597	240.5	12:23:43.123





Paul Ricard
Porsche Carrera Cup France
Private test



Paul Ricard 5.822 m.

Lap Analysis

52	2:59.846	1:07.848	46.821	1:05.177	114.6	12:26:42.969	37	2:32.899	57.534	39.589	55.776	130.7	11:57:14.082
53	2:16.604	39.189	40.535	56.880	222.6	12:28:59.573	38	3:10.030 P	35.256	37.998	1:56.776	240.5	12:00:24.112
54	2:09.219	35.602	38.583	55.034	239.4	12:31:08.792	39	2:27.870	55.129	38.069	54.672	141.1	12:02:51.982
55	2:08.616	35.308	38.252	55.056	240.0	12:33:17.408	40	8:04.641 P	35.222	38.342	6:51.077	241.0	12:10:56.623
56	2:07.968	35.200	38.092	54.676	240.5	12:35:25.376	41	3:10.347	1:16.592	46.029	1:07.726	95.0	12:14:06.970
57	2:08.277	35.223	38.359	54.695	240.5	12:37:33.653	42	2:37.698	40.791	45.664	1:11.243	222.2	12:16:44.668
58	3:23.420 P	35.225	38.233	2:09.962	241.0	12:40:57.073	43	2:11.374	36.320	38.738	56.316	240.0	12:18:56.042
59	2:42.768	1:09.586	38.520	54.662	137.2	12:43:39.841	44	2:07.059	34.961	37.591	54.507	240.5	12:21:03.101
60	2:07.549	35.335	37.817	54.397	240.5	12:45:47.390	45	2:06.617	34.909	37.573	54.135	240.5	12:23:09.718
61	2:08.934	35.067	38.169	55.698	240.5	12:47:56.324	46	2:06.908	34.982	37.857	54.069	241.6	12:25:16.626
62	2:07.708	35.252	38.150	54.306	243.7	12:50:04.032	47	2:06.789	35.022	37.562	54.205	241.6	12:27:23.415
63	2:07.573	35.211	38.032	54.330	242.1	12:52:11.605	48	6:49.852 P	35.057	37.742	5:37.053	241.6	12:34:13.267
64	2:07.813	35.138	38.336	54.339	242.6	12:54:19.418	49	6:28.635 P			12:05.688		12:40:41.902
65	2:07.400	34.988	38.191	54.221	242.1	12:56:26.818	50	2:28.957	56.180	38.352	54.425	132.1	12:43:10.859
66	3:20.544 P	35.284	37.912	2:07.348	242.1	12:59:47.362	51	2:06.724	35.063	37.599	54.062	241.0	12:45:17.583

55 Nicolas Misslin Porsche 911 GT3 Cup

Lap	D	Time	Sector 1	Sector 2	Sector 3	T. Spd	Elapsed
1		9:26:37.067 P			9:26:37.067		9:26:37.067
2		2:58.530	1:08.861	51.165	58.504	104.8	9:29:35.597
3		2:12.548	37.499	39.451	55.598	238.9	9:31:48.145
4		2:09.121	35.896	38.372	54.853	240.5	9:33:57.266
5		2:08.133	35.342	38.322	54.469	241.0	9:36:05.399
6		2:08.580	35.279	38.609	54.692	243.2	9:38:13.979
7		2:08.332	35.456	38.497	54.379	242.1	9:40:22.311
8		2:07.753	35.208	38.225	54.320	243.2	9:42:30.064
9		10:35.073 P	46.686	48.959	8:59.428	162.4	9:53:05.137
10		2:53.749	1:13.959	43.263	56.527	91.1	9:55:58.886
11		2:10.040	35.963	38.743	55.334	240.5	9:58:08.926
12		2:10.605	35.167	38.463	56.975	243.2	10:00:19.531
13		2:08.112	35.418	38.067	54.627	244.3	10:02:27.643
14		2:07.229	35.510	37.752	53.967	243.7	10:04:34.872
15		2:07.019	35.121	37.857	54.041	243.7	10:06:41.891
16		2:06.530	34.786	37.806	53.938	243.2	10:08:48.421
17		2:06.643	34.854	37.704	54.085	243.7	10:10:55.064
18		7:23.959 P	35.029	37.804	6:11.126	242.1	10:18:19.023
19		30:33.020 P			36:44.146		10:48:52.043
20		2:34.491	58.411	40.474	55.606	128.2	10:51:26.534
21		2:08.513	35.588	38.405	54.520	242.6	10:53:35.047
22		2:07.475	35.313	38.260	53.902	243.7	10:55:42.522
23		2:07.635	35.195	38.335	54.105	242.6	10:57:50.157
24		2:07.314	35.019	38.140	54.155	242.1	10:59:57.471
25		2:09.586	35.508	38.120	55.958	243.2	11:02:07.057
26		2:07.682	35.132	38.012	54.538	244.3	11:04:14.739
27		2:06.746	35.117	37.699	53.930	241.6	11:06:21.485
28		2:07.630	35.171	37.850	54.609	241.6	11:08:29.115
29		2:06.764	35.014	37.872	53.878	243.2	11:10:35.879
30		2:07.326	35.118	37.990	54.218	242.1	11:12:43.205
31		2:07.399	35.340	37.819	54.240	241.0	11:14:50.604
32		2:08.133	35.701	37.897	54.535	242.1	11:16:58.737
33		2:06.909	35.137	37.724	54.048	241.6	11:19:05.646
34		2:07.299	35.016	38.182	54.101	241.0	11:21:12.945
35		7:32.340 P	35.045	37.885	6:19.410	243.2	11:28:45.285
36		25:55.898 P			32:15.308		11:54:41.183

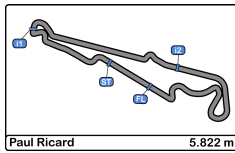
52 Porsche 911 GT3 Cup

52	2:06.784	34.847	37.855	54.082	241.6	12:47:24.367
53	2:06.625	34.890	37.613	54.122	242.1	12:49:30.992
54	2:06.909	34.787	37.983	54.139	241.0	12:51:37.901
55	2:07.828	35.133	37.822	54.873	241.6	12:53:45.729
56	2:14.861	35.157	39.440	1:00.264	242.6	12:56:00.590
57	3:51.048 P	35.581	39.978	2:35.489	242.6	12:59:51.638

59 Maxence Maurice Porsche 911 GT3 Cup

Lap	D	Time	Sector 1	Sector 2	Sector 3	T. Spd	Elapsed
1		9:07:02.506	9:04:34.305	1:07.633	1:20.568	80.2	9:07:02.506
2		2:43.620	47.724	48.686	1:07.210	159.2	9:09:46.126
3		2:20.878	40.752	41.336	58.790	221.7	9:12:07.004
4		2:12.958	37.064	39.242	56.652	236.8	9:14:19.962
5		2:25.343 P	38.953	39.247	1:07.143	193.8	9:16:45.305
6		6:25.375	4:19.325	58.658	1:07.392	77.1	9:23:10.680
7		2:32.494	45.486	45.585	1:01.423	152.9	9:25:43.174
8		2:12.242	36.596	39.480	56.166	237.8	9:27:55.416
9		2:12.213	36.009	38.666	57.538	237.8	9:30:07.629
10		2:24.533 P	36.298	38.631	1:09.604	237.3	9:32:32.162
11		16:02.127	14:23.625	40.968	57.534	141.1	9:48:34.289
12		2:10.255	36.272	38.683	55.300	238.4	9:50:44.544
13		2:10.532	35.834	38.071	56.627	238.9	9:52:55.076
14		2:10.452	35.872	38.873	55.707	238.4	9:55:05.528
15		2:09.661	35.594	38.706	55.361	237.8	9:57:15.189
16		2:10.865	35.805	38.954	56.106	241.0	9:59:26.054
17		2:09.395	35.564	38.484	55.347	240.5	10:01:35.449
18		2:16.794 P	35.709	38.545	1:02.540	236.8	10:03:52.243
19		17:04.838 P			18:07.378		10:20:57.081
20		7:21.974	5:21.749	56.230	1:03.995	78.4	10:28:19.055
21		2:12.454	37.012	39.764	55.678	238.4	10:30:31.509
22		2:08.828	35.732	38.358	54.738	238.4	10:32:40.337
23		2:08.259	35.420	38.373	54.466	238.9	10:34:48.596
24		2:07.831	35.240	38.195	54.396	240.5	10:36:56.427
25		2:07.656	35.134	38.157	54.365	242.1	10:39:04.083
26		2:23.885 P	35.202	42.196	1:06.487	240.5	10:41:27.968
27		7:25.074	5:50.682	39.220	55.172	119.3	10:48:53.042
28		2:08.134	35.054	37.714	55.366	241.0	10:51:01.176
29		2:07.615	35.240	38.082	54.293	242.6	10:53:08.791
30		2:08.105	35.122	38.330	54.653	242.6	10:55:16.896





Paul Ricard
Porsche Carrera Cup France
Private test
Lap Analysis



31	2:17.512 P	35.918	39.069	1:02.525	243.2	10:57:34.408	5	2:49.948 P	44.585	47.567	1:17.796	162.6	9:17:17.627
32	7:20.869	5:47.303	38.827	54.739	63.2	11:04:55.277	6	9:49.408	7:47.050	55.037	1:07.321	138.8	9:27:07.035
33	2:07.684	35.403	37.980	54.301	241.0	11:07:02.961	7	2:34.148	45.559	47.631	1:00.958	120.8	9:29:41.183
34	2:08.862	35.939	38.111	54.812	232.2	11:09:11.823	8	2:23.794	39.246	40.585	1:03.963	223.6	9:32:04.977
35	2:08.031	35.664	37.897	54.470	242.1	11:11:19.854	9	2:19.905	37.555	39.628	1:02.722	240.0	9:34:24.882
36	2:18.751 P	35.374	38.389	1:04.988	242.1	11:13:38.605	10	2:50.811 P	46.474	48.680	1:15.657	152.3	9:37:15.693
37	12:16.233 P			13:21.221		11:25:54.838	11	11:29.168	9:53.445	39.890	55.833	130.9	9:48:44.861
38	19:56.246	18:19.489	40.240	56.517	78.0	11:45:51.084	12	2:08.418	35.662	37.112	55.644	239.4	9:50:53.279
39	2:11.635	35.805	38.906	56.924	238.4	11:48:02.719	13	2:10.875	36.236	39.034	55.605	240.0	9:53:04.154
40	2:09.534	36.334	38.147	55.053	240.0	11:50:12.253	14	2:11.853	37.185	38.591	56.077	240.0	9:55:16.007
41	3:46.939 P	35.909	2:02.419	1:08.611	239.4	11:53:59.192	15	2:11.243	35.919	39.262	56.062	241.0	9:57:27.250
42	8:27.585	6:37.353	47.744	1:02.488	96.7	12:02:26.777	16	2:09.565	35.751	38.795	55.019	241.6	9:59:36.815
43	2:10.189	36.519	38.996	54.674	240.0	12:04:36.966	17	2:09.818	35.958	38.710	55.150	241.6	10:01:46.633
44	2:07.996	35.440	37.069	55.487	238.9	12:06:44.962	18	2:23.699 P	35.654	38.529	1:09.516	242.1	10:04:10.332
45	2:07.638	35.623	37.881	54.134	238.9	12:08:52.600	19	16:03.447 P			17:12.963		10:20:13.779
46	2:08.580	35.722	37.132	55.726	239.4	12:11:01.180	20	8:03.080	6:00.954	59.000	1:03.126	100.2	10:28:16.859
47	2:07.590	35.569	37.815	54.206	238.9	12:13:08.770	21	2:10.763	36.680	39.105	54.978	237.3	10:30:27.622
48	2:14.874 P	35.747	37.987	1:01.140	239.4	12:15:23.644	22	2:09.292	35.652	38.585	55.055	237.8	10:32:36.914
49	5:55.034	4:21.349	38.639	55.046	101.7	12:21:18.678	23	2:08.008	35.439	38.105	54.464	237.3	10:34:44.922
50	2:07.957	35.524	38.059	54.374	238.9	12:23:26.635	24	2:08.396	35.760	38.021	54.615	239.4	10:36:53.318
51	2:07.596	35.567	38.025	54.004	240.0	12:25:34.231	25	2:21.965 P	35.522	38.492	1:07.951	241.6	10:39:15.283
52	2:07.925	35.279	37.998	54.648	241.0	12:27:42.156	26	6:43.255	5:10.177	38.329	54.749	142.6	10:45:58.538
53	2:22.318 P	37.128	40.672	1:04.518	231.7	12:30:04.474	27	2:08.098	35.414	38.216	54.468	236.8	10:48:06.636
54	6:44.491 P			7:49.009		12:36:48.965	28	2:09.000	35.316	38.110	55.574	238.9	10:50:15.636
55	2:29.966	55.383	39.491	55.092	126.4	12:39:18.931	29	2:23.131 P	35.496	38.568	1:09.067	241.0	10:52:38.767
56	2:07.788	35.537	38.018	54.233	238.9	12:41:26.719	30	21:09.038	19:33.315	38.992	56.731	139.8	11:13:47.805
57	2:07.993	35.331	38.096	54.566	239.4	12:43:34.712	31	2:09.256	35.778	38.775	54.703	238.4	11:15:57.061
58	2:07.332	34.944	38.133	54.255	239.4	12:45:42.044	32	2:09.359	35.928	38.467	54.964	238.9	11:18:06.420
59	2:07.832	35.247	38.373	54.212	239.4	12:47:49.876	33	2:08.885	35.720	38.223	54.942	239.4	11:20:15.305
60	2:08.937	35.370	36.671	56.896	240.5	12:49:58.813	34	2:08.204	35.682	38.055	54.467	238.9	11:22:23.509
61	2:09.255	35.332	38.044	55.879	239.4	12:52:08.068	35	2:08.222	35.476	37.915	54.831	240.5	11:24:31.731
62	2:08.589	35.297	39.035	54.257	241.0	12:54:16.657	36	2:08.463	35.405	38.355	54.703	241.0	11:26:40.194
63	2:08.208	35.137	38.309	54.762	241.6	12:56:24.865	37	2:25.351 P	37.181	38.562	1:09.608	241.0	11:29:05.545
64	2:08.402	35.341	38.023	55.038	240.5	12:58:33.267	38	10:40.094 P			11:49.702		11:39:45.639
65	2:24.402 P	36.521	40.034	1:07.847	238.4	13:00:57.669	39	2:26.554	52.987	38.350	55.217	135.0	11:42:12.193

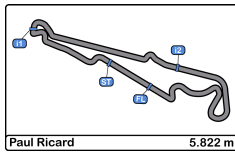
74 Victor Blugeon Porsche 911 GT3 Cup

Pro							ABM							
Lap	D	Time	Sector 1	Sector 2	Sector 3	T. Spd	Elapsed							
1		9:47:14.701 P			9:47:14.701		9:47:14.701	40	2:08.659	35.608	38.204	54.847	238.9	11:44:20.852
2		5:45.045 P	1:15.084	51.733	3:38.228	88.5	9:52:59.746	41	2:08.219	35.233	38.002	54.984	238.4	11:46:29.071
3		2:32:36.950 P			2:36:15.178		12:25:36.696	42	2:08.188	35.327	38.004	54.857	236.3	11:48:37.259
4		8:51.925 P	1:08.202	50.151	6:53.572	103.9	12:34:28.621	43	2:08.577	35.417	38.221	54.939	237.8	11:50:45.836
5		2:49.862	1:02.875	47.630	59.357	81.6	12:37:18.483	44	2:11.543	35.778	40.278	55.487	236.8	11:52:57.379
6		8:42.270 P	38.392	57.292	7:06.586	181.5	12:46:00.753	45	2:08.430	35.310	38.043	55.077	239.4	11:55:05.809
7		6:07.397 P	55.383	42.421	4:29.593	98.7	12:52:08.150	46	2:30.166 P	36.210	41.174	1:12.782	236.8	11:57:35.975
8		2:43.894 P	56.686	41.593	1:05.615	101.8	12:54:52.044	47	7:14.141	5:40.585	38.621	54.935	146.5	12:04:50.116

76 Raymond Narac Porsche 911 GT3 Cup

ProAm							IMSA Performance							
Lap	D	Time	Sector 1	Sector 2	Sector 3	T. Spd	Elapsed							
1		9:07:16.725	9:05:06.336	1:01.528	1:08.861	82.8	9:07:16.725	52	4:12.127 P			5:16.475		12:17:49.505
2		2:35.709	45.752	48.209	1:01.748	152.1	9:09:52.434	53	5:17.904	3:25.942	45.705	1:06.257	111.9	12:23:07.409
3		2:20.624	41.758	41.189	57.677	206.5	9:12:13.058	54	2:10.693	36.093	39.713	54.887	236.3	12:25:18.102
4		2:14.621	36.567	39.248	58.806	236.3	9:14:27.679	55	2:07.628	35.451	37.813	54.364	238.4	12:27:25.730
								56	2:07.685	35.266	37.952	54.467	237.3	12:29:33.415
								57	2:07.494	35.069	37.787	54.638	237.8	12:31:40.909
								58	2:07.933	35.322	37.853	54.758	237.3	12:33:48.842
								59	2:21.319 P	35.249	38.278	1:07.792	238.9	12:36:10.161





Paul Ricard
Porsche Carrera Cup France
Private test



Lap Analysis

Lap	Time	Sector 1	Sector 2	Sector 3	T. Spd	Elapsed	Lap	Time	Sector 1	Sector 2	Sector 3	T. Spd	Elapsed
60	5:04.165	3:29.647	38.499	56.019	91.6	12:41:14.326	47	2:09.548	35.736	38.583	55.229	239.4	12:51:09.350
61	2:11.578	37.019	38.575	55.984	221.3	12:43:25.904	48	2:09.482	35.620	38.433	55.429	240.5	12:53:18.832
62	2:08.101	35.308	37.938	54.855	238.4	12:45:34.005	49	2:09.332	35.562	38.496	55.274	240.5	12:55:28.164
63	2:08.342	35.664	38.131	54.547	238.4	12:47:42.347	50	2:10.044	35.733	38.329	55.982	240.5	12:57:38.208
64	2:19.438 P	35.361	37.678	1:06.399	237.3	12:50:01.785	51	2:10.179	36.030	38.698	55.451	240.5	12:59:48.387
77	Tugdual Rabreau Porsche 911 GT3 Cup						52	2:32.186 P	37.959	43.615	1:10.612	240.5	13:02:20.573

77

Tugdual Rabreau

Porsche 911 GT3 Cup

Am

CLRT

Lap	D	Time	Sector 1	Sector 2	Sector 3	T. Spd	Elapsed
1		9:06:57.435	9:04:58.368	52.728	1:06.339	85.2	9:06:57.435
2		2:17.843	38.875	41.020	57.948	228.8	9:09:15.278
3		2:14.465	37.717	40.235	56.513	237.3	9:11:29.743
4		2:15.219	37.173	40.480	57.566	235.2	9:13:44.962
5		2:12.875	36.950	39.611	56.314	237.8	9:15:57.837
6		2:13.373	37.053	39.494	56.826	239.4	9:18:11.210
7		2:22.442 P	36.523	40.063	1:05.856	238.9	9:20:33.652
8		8:15.697	6:39.094	40.203	56.400	109.8	9:28:49.349
9		2:11.754	36.531	39.094	56.129	237.8	9:31:01.103
10		2:12.423	36.526	39.753	56.144	241.0	9:33:13.526
11		2:13.447	36.222	40.010	57.215	240.5	9:35:26.973
12		2:10.931	36.006	39.238	55.687	242.1	9:37:37.904
13		2:34.117 P	36.085	39.005	1:19.027	242.6	9:40:12.021
14		9:17.051	7:22.454	51.343	1:03.254	114.0	9:49:29.072
15		2:12.356	36.529	39.476	56.351	239.4	9:51:41.428
16		2:12.559	36.266	39.465	56.828	239.4	9:53:53.987
17		2:21.246 P	36.665	40.007	1:04.574	238.4	9:56:15.233
18		6:22.898	4:44.489	42.263	56.146	129.4	10:02:38.131
19		2:12.385	36.741	39.687	55.957	234.2	10:04:50.516
20		2:11.633	36.098	39.697	55.838	241.0	10:07:02.149
21		2:11.259	36.196	39.558	55.505	242.1	10:09:13.408
22		2:10.301	36.041	39.106	55.154	242.1	10:11:23.709
23		2:10.697	36.157	39.125	55.415	242.1	10:13:34.406
24		2:29.691 P	35.657	39.166	1:14.868	241.6	10:16:04.097
25		58:25.313 P			59:40.181		11:14:29.410
26		5:58.729	3:46.368	55.089	1:17.272	84.5	11:20:28.139
27		2:10.632	36.607	39.057	54.968	237.8	11:22:38.771
28		2:09.495	35.872	38.607	55.016	241.0	11:24:48.266
29		2:11.015	36.593	39.302	55.120	240.0	11:26:59.281
30		2:09.242	35.984	38.765	54.493	241.0	11:29:08.523
31		2:10.052	35.758	39.115	55.179	241.0	11:31:18.575
32		2:08.463	35.818	38.091	54.554	240.0	11:33:27.038
33		2:27.941 P	38.286	42.493	1:07.162	219.0	11:35:54.979
34		6:00.079	4:25.057	39.632	55.390	132.6	11:41:55.058
35		2:08.540	35.482	38.259	54.799	240.5	11:44:03.598
36		2:08.625	35.572	38.307	54.746	241.0	11:46:12.223
37		2:09.176	35.655	38.698	54.823	240.5	11:48:21.399
38		2:09.485	35.918	38.567	55.000	242.1	11:50:30.884
39		2:26.371 P	36.133	39.161	1:11.077	240.5	11:52:57.255
40		41:09.149 P			42:20.226		12:34:06.404
41		3:05.738 P	59.162	52.731	1:13.845	101.3	12:37:12.142
42		2:47.891	1:13.070	39.270	55.551	129.0	12:40:00.033
43		2:09.563	35.904	38.720	54.939	241.0	12:42:09.596
44		2:11.025	35.753	38.717	56.555	241.0	12:44:20.621
45		2:09.241	35.849	38.411	54.981	240.0	12:46:29.862
46		2:29.940	35.680	38.833	1:15.427	240.5	12:48:59.802

87

Richard Wagner

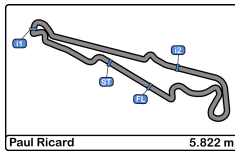
Porsche 911 GT3 Cup

Pro

BWT Lechner Racing

Lap	D	Time	Sector 1	Sector 2	Sector 3	T. Spd	Elapsed
1		9:08:46.061 P					9:08:46.061
2		2:54.225	1:04.832	47.342	1:02.051	112.5	9:11:40.286
3		2:14.668	37.214	40.160	57.294	229.2	9:13:54.954
4		4:02.156 P	40.184	39.404	2:42.568	175.8	9:17:57.110
5		2:30.781	55.645	39.359	55.777	139.1	9:20:27.891
6		2:10.772	36.754	39.184	54.834	241.6	9:22:38.663
7		2:09.598	35.515	38.674	55.409	240.5	9:24:48.261
8		2:09.680	35.588	38.497	55.595	240.5	9:26:57.941
9		9:08.884 P	35.801	38.400	7:54.683	241.0	9:36:06.825
10		2:52.167	1:10.784	45.092	56.291	109.0	9:38:58.992
11		2:08.371	35.711	38.272	54.388	241.0	9:41:07.363
12		9:14.747 P	35.118	37.675	8:01.954	242.1	9:50:22.110
13		2:27.496	55.089	38.222	54.185	145.5	9:52:49.606
14		2:06.992	35.008	38.079	53.905	241.6	9:54:56.598
15		2:07.075	34.878	37.751	54.446	242.6	9:57:03.673
16		2:07.254	35.156	37.910	54.188	245.4	9:59:10.927
17		2:06.693	34.860	37.815	54.018	243.7	10:01:17.620
18		7:40.210 P	34.913	38.203	6:27.094	244.3	10:08:57.830
19		2:27.455	55.445	37.893	54.117	135.6	10:11:25.285
20		2:28.525	53.490	40.615	54.420	242.6	10:13:53.810
21		2:09.113	35.548	38.180	55.385	244.3	10:16:02.923
22		2:06.719	34.919	37.802	53.998	242.6	10:18:09.642
23		2:06.758	34.952	37.717	54.089	243.2	10:20:16.400
24		2:06.830	34.960	37.767	54.103	243.2	10:22:23.230
25		3:07.404 P	35.742	37.688	1:53.974	242.1	10:25:30.634
26		22:25.457 P			24:19.431		10:47:56.091
27		2:46.260	1:13.095	38.329	54.836	136.5	10:50:42.351
28		2:08.496	35.583	38.068	54.845	242.6	10:52:50.847
29		2:06.928	35.158	37.781	53.989	241.6	10:54:57.775
30		2:07.038	35.260	37.874	53.904	242.1	10:57:04.813
31		2:07.222	35.586	37.716	53.920	242.6	10:59:12.035
32		2:06.853	35.202	37.701	53.950	242.1	11:01:18.888
33		2:07.304	35.237	37.939	54.128	243.2	11:03:26.192
34		2:06.692	35.239	37.764	53.689	242.1	11:05:32.884
35		2:06.970	35.213	37.674	54.083	242.1	11:07:39.854
36		2:07.699	35.288	38.260	54.151	243.2	11:09:47.553
37		2:07.491	35.322	38.009	54.160	241.0	11:11:55.044
38		2:07.331	35.312	37.923	54.096	241.6	11:14:02.375
39		2:07.759	35.521	38.176	54.062	241.6	11:16:10.134
40		2:07.599	35.079	38.193	54.327	242.1	11:18:17.733
41		2:08.305	35.178	37.906	55.221	242.6	11:20:26.038
42		2:08.566	35.466	38.014	55.086	241.6	11:22:34.604
43		6:12.275 P	35.274	37.969	4:59.032	242.1	11:28:46.879
44		38:57.087 P			43:56.119		12:07:43.966
45		2:51.613	1:04.453	47.452	59.708	109.2	12:10:35.579





Paul Ricard
Porsche Carrera Cup France
Private test



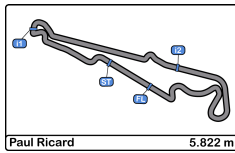
Lap Analysis

Lap	Time	Sector 1	Sector 2	Sector 3	T. Spd	Elapsed	Lap	Time	Sector 1	Sector 2	Sector 3	T. Spd	Elapsed
46	2:09.072	36.578	38.578	53.916	237.3	12:12:44.651	34	2:06.166	34.761	37.337	54.068	238.9	11:39:08.306
47	2:05.806	34.756	37.566	53.484	241.0	12:14:50.457	35	2:05.512		2:43.512	53.405	240.0	11:41:13.818
48	2:06.501	34.726	37.448	54.327	242.6	12:16:56.958	36	2:17.684 P	34.522	37.579	1:05.583	241.0	11:43:31.502
49	2:06.490	34.963	37.500	54.027	241.0	12:19:03.448	37	6:32.005	4:55.839	40.909	55.257	78.1	11:50:03.507
50	7:06.217 P	34.924	36.409	5:54.884	240.5	12:26:09.665	38	2:09.043	35.824	37.777	55.442	240.0	11:52:12.550
51	2:27.882	56.212	37.792	53.878	79.5	12:28:37.547	39	2:04.836	34.419	37.218	53.199	241.0	11:54:17.386
52	2:06.392	34.609	37.859	53.924	243.2	12:30:43.939	40	2:05.041	34.354	37.160	53.527	239.4	11:56:22.427
53	2:05.913	34.777	37.529	53.607	242.6	12:32:49.852	41	2:13.234	34.638	43.803	54.793	239.4	11:58:35.661
54	2:09.869	37.594	38.148	54.127	243.2	12:34:59.721	42	2:15.425 P	34.547	37.269	1:03.609	241.6	12:00:51.086
55	2:16.676 P	34.950	37.671	1:04.055	241.0	12:37:16.397	43	24:36.392 P			25:40.001		12:25:27.478
56	7:54.583 P			8:58.638		12:45:10.980	44	2:44.993	59.054	41.783	1:04.156	99.1	12:28:12.471
57	2:52.177	1:07.606	47.988	56.583	92.5	12:48:03.157	45	2:14.681	38.881	40.429	55.371	241.0	12:30:27.152
58	2:13.722	36.481	40.446	56.795	238.9	12:50:16.879	46	2:12.526	34.630	40.757	57.139	242.1	12:32:39.678
59	2:06.177	34.935	37.701	53.541	241.0	12:52:23.056	47	2:06.373	34.532	37.809	54.032	239.4	12:34:46.051
60	2:06.184	34.749	37.745	53.690	241.6	12:54:29.240	48	2:14.873 P	34.523	37.338	1:03.012	240.0	12:37:00.924
61	2:05.753	34.566	37.492	53.695	242.1	12:56:34.993	49	10:19.514	8:41.389	41.125	57.000	117.1	12:47:20.438
62	2:09.735	34.901	39.936	54.898	241.6	12:58:44.728	50	2:16.641	37.169	42.493	56.979	240.5	12:49:37.079
63	3:08.957 P	36.398	38.170	1:54.389	240.0	13:01:53.685	51	2:05.335	34.463	37.425	53.447	241.6	12:51:42.414

99	Marvin Klein	Porsche 911 GT3 Cup	52	2:05.499	34.449	37.577	53.473	242.1	12:53:47.913
			53	2:05.202	34.269	37.395	53.538	242.1	12:55:53.115
Pro		CLRT	54	2:05.127	34.226	37.409	53.492	242.6	12:57:58.242
			55	2:22.552 P	35.876	40.591	1:06.085	241.6	13:00:20.794

Lap	D	Time	Sector 1	Sector 2	Sector 3	T. Spd	Elapsed
1		9:06:58.660 P	9:05:02.590	47.152	1:08.918	105.8	9:06:58.660
2		3:02.436 P	1:10.827	45.555	1:06.054	133.0	9:10:01.096
3		2:45.278	1:05.309	40.809	59.160	128.8	9:12:46.374
4		2:19.442 P	37.014	38.997	1:03.431	236.3	9:15:05.816
5		2:52.345 P	1:01.786	42.575	1:07.984	135.0	9:17:58.161
6		10:55.962	9:09.927	46.209	59.826	105.7	9:28:54.123
7		2:20.435 P	36.675	39.029	1:04.731	217.3	9:31:14.558
8		2:44.305 P	59.630	41.623	1:03.052	134.6	9:33:58.863
9		2:35.546	1:01.277	38.512	55.757	108.1	9:36:34.409
10		2:25.328 P	36.717	40.584	1:08.027	243.2	9:38:59.737
11		13:25.272 P			14:33.299		9:52:25.009
12		2:28.302	54.885	38.837	54.580	116.3	9:54:53.311
13		2:07.461	35.518	37.956	53.987	241.0	9:57:00.772
14		2:06.378	34.800	37.704	53.874	241.6	9:59:07.150
15		2:05.973	34.592	37.627	53.754	242.1	10:01:13.123
16		2:06.111	34.572	37.731	53.808	242.6	10:03:19.234
17		2:20.084 P	34.663	38.132	1:07.289	243.2	10:05:39.318
18		8:34.406	6:59.673	39.498	55.235	117.5	10:14:13.724
19		2:06.310	34.937	37.492	53.881	241.6	10:16:20.034
20		2:06.200	34.490	37.490	54.220	241.6	10:18:26.234
21		2:06.178	34.468	37.625	54.085	242.6	10:20:32.412
22		2:05.641	34.531	37.684	53.426	243.2	10:22:38.053
23		2:18.474 P	34.960	37.863	1:05.651	243.7	10:24:56.527
24		8:03.779	6:19.623	40.846	1:03.310	100.3	10:33:00.306
25		2:11.115	36.071	38.681	56.363	240.5	10:35:11.421
26		2:04.868	34.428	37.218	53.222	242.1	10:37:16.289
27		2:15.265	37.735	40.424	57.106	243.7	10:39:31.554
28		2:05.499	34.545	37.474	53.480	242.6	10:41:37.053
29		2:20.346 P	34.507	38.776	1:07.063	243.7	10:43:57.399
30		46:26.191 P			47:33.254		11:30:23.590
31		2:25.906	53.232	38.606	54.068	141.3	11:32:49.496
32		2:06.687	35.122	37.460	54.105	238.9	11:34:56.183
33		2:05.957	34.783	37.425	53.749	240.5	11:37:02.140





Paul Ricard
Porsche Carrera Cup France
 Private test
Lap Analysis

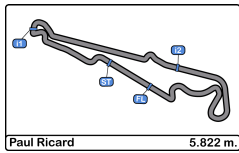


115 Philipp Sager Porsche 911 GT3 Cup **135** Thomas Fretin Rk Porsche 911 GT3 Cup

ProAm Dinamic Motorsport Pro YDEO Compétition

Lap	D	Time	Sector 1	Sector 2	Sector 3	T. Spd	Elapsed	Lap	D	Time	Sector 1	Sector 2	Sector 3	T. Spd	Elapsed
1		9:11:47.933 P			9:11:47.933		9:11:47.933	1		9:12:43.830 P			9:12:43.830		9:12:43.830
2		4:00.443	2:13.328	45.262	1:01.853	110.7	9:15:48.376	2		3:05.582	1:08.369	50.450	1:06.763	109.6	9:15:49.412
3		2:19.678	39.782	41.688	58.208	218.1	9:18:08.054	3		2:24.375	40.870	42.297	1:01.208	204.1	9:18:13.787
4		2:13.620	36.986	39.561	57.073	238.9	9:20:21.674	4		2:15.654	37.236	39.753	58.665	239.4	9:20:29.441
5		2:13.003	36.354	39.339	57.310	240.5	9:22:34.677	5		4:23.763 P	36.767	40.781	3:06.215	241.6	9:24:53.204
6		2:12.117	36.423	39.489	56.205	238.9	9:24:46.794	6		2:39.000	58.874	41.004	59.122	117.6	9:27:32.204
7		2:12.230	36.075	39.036	57.119	237.8	9:26:59.024	7		2:14.152	36.954	39.910	57.288	239.4	9:29:46.356
8		2:10.703	36.252	38.722	55.729	241.0	9:29:09.727	8		2:11.984	36.131	39.641	56.212	240.0	9:31:58.340
9		2:24.529 P	36.722	39.023	1:08.784	238.4	9:31:34.256	9		2:12.922	37.244	39.262	56.416	195.2	9:34:11.262
10		4:26.792	2:48.942	38.881	58.969	71.6	9:36:01.048	10		2:11.987	35.998	39.511	56.478	241.6	9:36:23.249
11		2:09.504	35.702	38.731	55.071	241.6	9:38:10.552	11		2:11.113	35.765	39.170	56.178	242.6	9:38:34.362
12		2:09.687	35.689	38.463	55.535	241.0	9:40:20.239	12		2:12.151	36.105	39.970	56.076	242.1	9:40:46.513
13		2:09.241	35.628	38.457	55.156	241.0	9:42:29.480	13		4:45.346 P	35.801	38.777	3:30.768	243.7	9:45:31.859
14		2:47.414 P	43.552	46.578	1:17.284	181.8	9:45:16.894	14		4:17.811 P			7:48.579		9:49:49.670
15		12:44.209	11:09.370	39.542	55.297	138.8	9:58:01.103	15		2:33.635	57.201	40.024	56.410	132.0	9:52:23.305
16		2:09.722	35.590	38.663	55.469	242.1	10:00:10.825	16		2:12.240	36.094	39.852	56.294	240.0	9:54:35.545
17		2:35.513 P	38.840	47.953	1:08.720	243.7	10:02:46.338	17		2:11.956	35.825	40.160	55.971	240.0	9:56:47.501
18		16:41.116	14:56.362	44.637	1:00.117	108.8	10:19:27.454	18		2:10.475	35.957	39.290	55.228	241.6	9:58:57.976
19		2:14.094	37.805	39.769	56.520	230.7	10:21:41.548	19		2:09.585	35.556	38.720	55.309	242.1	10:01:07.561
20		2:12.074	36.468	39.686	55.920	241.0	10:23:53.622	20		2:09.810	35.417	39.070	55.323	242.1	10:03:17.371
21		2:09.220	35.944	38.573	54.703	241.6	10:26:02.842	21		2:09.428	35.439	38.858	55.131	242.1	10:05:26.799
22		2:09.491	35.810	38.739	54.942	242.6	10:28:12.333	22		2:09.225	35.442	38.783	55.000	241.6	10:07:36.024
23		2:11.072	35.599	38.400	57.073	241.6	10:30:23.405	23		1:07:58.757 P	35.350	38.442	1:06:44.965	242.6	11:15:34.781
24		2:08.577	35.916	38.064	54.597	240.5	10:32:31.982	24		2:45.034	1:03.463	42.085	59.486	122.0	11:18:19.815
25		2:08.507	35.797	37.976	54.734	240.0	10:34:40.489	25		2:13.745	38.002	39.693	56.050	240.0	11:20:33.560
26		2:08.351	35.531	37.981	54.839	242.1	10:36:48.840	26		2:12.526	36.667	39.800	56.059	239.4	11:22:46.086
27		2:27.144 P	35.399	39.792	1:11.953	243.7	10:39:15.984	27		2:10.464	35.970	38.745	55.749	241.0	11:24:56.550
28		7:16.929	5:42.454	38.773	55.702	133.6	10:46:32.913	28		2:09.956	35.777	38.654	55.525	242.1	11:27:06.506
29		2:07.796	35.370	38.159	54.267	241.0	10:48:40.709	29		2:12.000	35.736	40.306	55.958	242.1	11:29:18.506
30		2:08.269	35.496	38.144	54.629	242.1	10:50:48.978	30		2:09.421	35.771	38.570	55.080	240.5	11:31:27.927
31		2:07.861	35.206	38.244	54.411	242.6	10:52:56.839	31		2:09.467	35.869	38.486	55.112	241.0	11:33:37.394
32		2:21.129 P	36.297	38.561	1:06.271	242.6	10:55:17.968	32		2:11.281	35.682	39.099	56.500	241.0	11:35:48.675
33		9:30.386	7:47.397	42.682	1:00.307	119.2	11:04:48.354	33		2:10.432	36.774	38.355	55.303	240.5	11:37:59.107
34		2:12.172	37.218	38.783	56.171	239.4	11:07:00.526	34		2:08.754	35.444	38.192	55.118	241.6	11:40:07.861
35		2:15.285	35.732	41.624	57.929	241.0	11:09:15.811	35		2:19.548 P	35.694	38.580	1:05.274	240.5	11:42:27.409
36		2:07.518	35.446	37.912	54.160	241.0	11:11:23.329	36		22:09.580 P			23:14.854		12:04:36.989
37		2:07.585	35.214	37.947	54.424	242.1	11:13:30.914	37		2:34.485	58.315	39.434	56.736	130.4	12:07:11.474
38		2:07.871	35.530	38.054	54.287	240.5	11:15:38.785	38		2:11.009	36.117	39.575	55.317	238.4	12:09:22.483
39		2:41.378 P	40.443	42.674	1:18.261	209.3	11:18:20.163	39		4:19.913 P	35.684	39.071	3:05.158	237.8	12:13:42.396
40		36:33.427 P			37:51.688		11:54:53.590	40		2:40.450	59.878	41.449	59.123	122.7	12:16:22.846
41		2:41.064	59.602	43.446	58.016	113.3	11:57:34.654	41		2:14.366	39.721	38.920	55.725	240.0	12:18:37.212
42		2:13.447	36.823	39.510	57.114	239.4	11:59:48.101	42		2:09.191	35.519	39.184	54.488	238.4	12:20:46.403
43		2:08.810	35.731	38.224	54.855	240.5	12:01:56.911	43		2:08.025	35.457	38.231	54.337	238.4	12:22:54.428
44		2:09.081	35.765	38.528	54.788	240.0	12:04:05.992	44		2:07.629	35.029	38.213	54.387	240.5	12:25:02.057
45		2:08.564	35.969	38.138	54.457	238.9	12:06:14.556	45		2:07.883	35.041	38.000	54.842	240.5	12:27:09.940
46		2:07.339	35.352	37.959	54.028	240.0	12:08:21.895	46		2:08.440	35.468	38.140	54.832	239.4	12:29:18.380
47		2:22.278 P	35.789	38.298	1:08.191	240.5	12:10:44.173	47		8:03.385 P	35.186	38.385	6:49.814	240.5	12:37:21.765
48		5:37.987	4:03.095	39.928	54.964	67.5	12:16:22.160	48		2:29.826	55.643	38.883	55.300	140.9	12:39:51.591
49		2:51.764 P	35.963	34.251	1:41.550	241.0	12:19:13.924	49		2:07.927	35.331	38.259	54.337	241.6	12:41:59.518
								50		2:08.739	35.229	38.587	54.923	241.0	12:44:08.257
								51		2:07.922	35.261	38.193	54.468	240.5	12:46:16.179





Paul Ricard
Porsche Carrera Cup France
 Private test
Lap Analysis



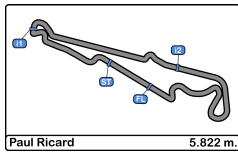
Paul Ricard 5.822 m.

52	2:08.566	35.477	38.393	54.696	241.0	12:48:24.745
53	2:08.631	35.483	38.385	54.763	241.0	12:50:33.376
54	2:07.957	35.303	38.380	54.274	242.1	12:52:41.333
55	2:08.088	34.958	38.143	54.987	241.6	12:54:49.421
56	4:35.263 P	36.350	38.669	3:20.244	214.7	12:59:24.684

888 François Lansard Porsche 911 GT3 Cup
 ProAm MRT by CLRT

Lap	D	Time	Sector 1	Sector 2	Sector 3	T. Spd	Elapsed
1		9:06:17.436	9:04:32.154	44.904	1:00.378	99.7	9:06:17.436
2		2:14.874	37.659	39.788	57.427	236.8	9:08:32.310
3		2:10.626	36.240	38.767	55.619	239.4	9:10:42.936
4		2:09.537	35.883	38.637	55.017	238.9	9:12:52.473
5		2:10.077	35.952	38.600	55.525	238.9	9:15:02.550
6		2:08.841	35.390	38.303	55.148	240.0	9:17:11.391
7		2:09.179	35.497	38.526	55.156	241.0	9:19:20.570
8		2:10.321	35.445	38.355	56.521	241.0	9:21:30.891
9		2:24.127 P	35.640	38.481	1:10.006	240.5	9:23:55.018
10		7:11.477	5:25.425	44.069	1:01.983	123.7	9:31:06.495
11		2:08.145	35.478	38.196	54.471	240.5	9:33:14.640
12		2:11.185	35.433	39.947	55.805	241.6	9:35:25.825
13		2:08.049	34.988	38.464	54.597	241.6	9:37:33.874
14		2:07.730	35.301	37.906	54.523	242.1	9:39:41.604
15		2:21.706 P	35.184	39.266	1:07.256	241.6	9:42:03.310
16		18:30.246 P			19:37.502		10:00:33.556
17		7:19.384 P	5:24.401	45.350	1:09.633	119.3	10:07:52.940
18		3:03.551	1:26.877	41.436	55.238	131.7	10:10:56.491
19		2:07.484	35.114	38.116	54.254	241.6	10:13:03.975
20		2:08.630	35.160	39.075	54.395	241.6	10:15:12.605
21		2:07.991	35.011	38.327	54.653	239.4	10:17:20.596
22		2:06.728	34.828	37.989	53.911	241.6	10:19:27.324
23		2:26.217 P	35.477	41.884	1:08.856	242.1	10:21:53.541
24		5:28.408	3:41.476	45.670	1:01.262	110.7	10:27:21.949
25		2:12.705	35.280	38.082	59.343	240.5	10:29:34.654
26		2:07.244	35.079	37.756	54.409	240.5	10:31:41.898
27		2:07.811	35.442	38.166	54.203	240.5	10:33:49.709
28		2:18.671	35.053	42.772	1:00.846	241.6	10:36:08.380
29		2:43.512 P	39.167	46.597	1:17.748	241.0	10:38:51.892
30		56:15.821 P			57:33.569		11:35:07.713
31		6:54.021 P	4:51.768	53.314	1:08.939	119.3	11:42:01.734
32		2:43.998	1:10.265	38.151	55.582	135.8	11:44:45.732
33		2:07.869	35.378	38.191	54.300	240.0	11:46:53.601
34		2:07.061	35.098	38.154	53.809	241.0	11:49:00.662
35		2:07.119	35.301	37.714	54.104	240.0	11:51:07.781
36		2:24.340 P	35.304	38.090	1:10.946	238.4	11:53:32.121
37		5:16.556	3:34.847	45.607	56.102	108.9	11:58:48.677
38		2:06.501	35.160	38.011	53.330	240.0	12:00:55.178
39		2:19.768	34.595	43.006	1:02.167	240.5	12:03:14.946
40		2:09.126	35.150	38.968	55.008	238.4	12:05:24.072
41		2:06.898	35.033	37.989	53.876	239.4	12:07:30.970
42		2:37.749 P	40.730	45.096	1:11.923	191.1	12:10:08.719
43		8:57.418	7:17.639	43.087	56.692	118.2	12:19:06.137
44		2:08.833	35.283	37.976	55.574	237.3	12:21:14.970
45		2:07.373	35.217	38.243	53.913	239.4	12:23:22.343
46		2:07.317	35.349	37.929	54.039	240.0	12:25:29.660
47		2:22.633 P	35.388	37.896	1:09.349	240.5	12:27:52.293



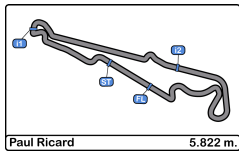


Paul Ricard
Porsche Carrera Cup France
 Private test
Lap Analysis



Lap	D	Time	Sector 1	Sector 2	Sector 3	T. Spd	Elapsed					
911		Christophe Lapierre	Porsche 911 GT3 Cup			52	2:19.443	40.197	40.877	58.369	236.8	12:47:53.803
	ProAm		Pierre Martinet by Alméras			53	2:06.479	35.275	37.745	53.459	238.9	12:50:00.282
						54	2:06.523	34.921	37.444	54.158	240.0	12:52:06.805
						55	2:06.281	34.889	37.609	53.783	239.4	12:54:13.086
						56	2:06.432	34.952	37.693	53.787	240.0	12:56:19.518
						57	2:14.444	35.159	37.842	1:01.443	239.4	12:58:33.962
						58	2:59.262 P	48.705	49.008	1:21.549	169.5	13:01:33.224
1		9:05:40.304	9:03:45.999	50.830	1:03.475	92.4	9:05:40.304					
2		2:17.913	40.346	40.620	56.947	229.2	9:07:58.217					
3		2:11.786	36.935	39.036	55.815	238.9	9:10:10.003					
4		2:12.494	38.241	38.960	55.293	239.4	9:12:22.497					
5		2:11.696	37.600	38.884	55.212	238.9	9:14:34.193					
6		2:10.104	35.874	38.747	55.483	241.6	9:16:44.297					
7		2:09.909	35.876	38.504	55.529	240.0	9:18:54.206					
8		2:10.125	35.857	38.983	55.285	240.5	9:21:04.331					
9		2:08.902	35.671	38.235	54.996	240.0	9:23:13.233					
10		2:28.521 P	35.656	39.058	1:13.807	238.9	9:25:41.754					
11		6:16.346	4:32.592	45.571	58.183	99.1	9:31:58.100					
12		2:10.510	36.826	36.857	56.827	238.4	9:34:08.610					
13		2:10.392	36.198	39.002	55.192	238.4	9:36:19.002					
14		2:08.639	35.392	38.306	54.941	240.5	9:38:27.641					
15		2:08.106	35.286	38.065	54.755	241.0	9:40:35.747					
16		2:23.420 P	35.350	38.319	1:09.751	240.5	9:42:59.167					
17		6:44.345	5:08.127	40.713	55.505	124.2	9:49:43.512					
18		2:08.901	35.568	38.669	54.664	241.6	9:51:52.413					
19		2:07.563	35.304	37.869	54.390	240.0	9:53:59.976					
20		2:08.560	35.822	38.030	54.708	240.0	9:56:08.536					
21		2:07.583	35.248	38.034	54.301	240.5	9:58:16.119					
22		2:22.011 P	35.565	38.248	1:08.198	242.6	10:00:38.130					
23		48:51.133 P			49:59.331		10:49:29.263					
24		2:49.095	1:09.745	42.381	56.969	119.3	10:52:18.358					
25		2:09.326	35.776	38.383	55.167	239.4	10:54:27.684					
26		2:07.786	35.411	38.202	54.173	240.5	10:56:35.470					
27		2:07.306	35.319	37.997	53.990	240.5	10:58:42.776					
28		2:07.539	35.157	38.284	54.098	241.0	11:00:50.315					
29		2:06.785	35.116	37.991	53.678	241.0	11:02:57.100					
30		2:44.609 P	43.648	47.606	1:13.355	216.8	11:05:41.709					
31		5:02.086	3:15.972	47.063	59.051	95.1	11:10:43.795					
32		2:12.658	37.877	39.424	55.357	227.3	11:12:56.453					
33		2:06.737	35.346	37.831	53.560	237.8	11:15:03.190					
34		2:06.518	35.167	37.842	53.509	239.4	11:17:09.708					
35		2:06.831	34.958	38.137	53.736	241.6	11:19:16.539					
36		2:06.879	35.149	37.678	54.052	239.4	11:21:23.418					
37		2:06.618	35.096	37.869	53.653	240.5	11:23:30.036					
38		2:16.274	35.531	38.813	1:01.930	240.5	11:25:46.310					
39		2:32.030 P	35.553	42.005	1:14.472	240.0	11:28:18.340					
40		8:05.102	6:29.921	39.997	55.184	144.3	11:36:23.442					
41		2:06.489	35.116	37.650	53.723	237.3	11:38:29.931					
42		2:06.354	34.951	37.581	53.822	238.4	11:40:36.285					
43		2:06.669	35.067	37.791	53.811	240.5	11:42:42.954					
44		2:06.226	34.977	37.728	53.521	240.0	11:44:49.180					
45		2:44.095 P	41.354	48.254	1:14.487	238.9	11:47:33.275					
46		44:06.861 P			45:21.348		12:31:40.136					
47		5:16.968	3:31.688	44.094	1:01.186	108.6	12:36:57.104					
48		2:17.011	40.125	40.237	56.649	220.4	12:39:14.115					
49		2:08.387	35.441	38.175	54.771	238.4	12:41:22.502					
50		2:06.599	35.024	37.708	53.867	237.8	12:43:29.101					
51		2:05.259	35.397	35.830	54.032	238.9	12:45:34.360					



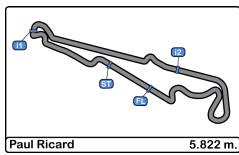


Paul Ricard
Porsche Carrera Cup France
Private test



Best Sectors Results

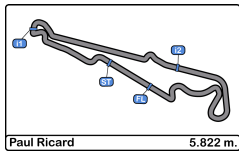
Sector - 1			Sector - 2			Sector - 3			Ideal Lap vs Best Lap						
Clas	Nº	Driver	Time	Nº	Driver	Time	Nº	Driver	Time	Clas	Nº	Driver	Ideal Lap	Best Lap	Clas
1	23	Victor Weyrich	33.108	23	Victor Weyrich	34.233	11	Florian Latorre	52.739	1	23	Victor Weyrich	2:00.863	2:05.552	9
2	12	Gianmarco	33.138	115	Philipp Sager	34.251	20	Jaxon Evans	52.772	2	11	Florian Latorre	2:02.834	2:04.205	1
3	11	Florian Latorre	34.151	17	Enrico Fulgenzi	35.242	19	Dorian Boccolacci Rk	52.948	3	17	Enrico Fulgenzi	2:03.309	2:04.349	3
4	99	Marvin Klein	34.226	911	Christophe Lapierre	35.830	22	Alessandro Ghiretti Rk	53.046	4	115	Philipp Sager	2:03.485	2:07.339	20
5	53	Arthur Mathieu Rk	34.281	11	Florian Latorre	35.944	99	Marvin Klein	53.199	5	12	Gianmarco	2:04.177	2:05.834	11
6	20	Jaxon Evans	34.310	87	Richard Wagner	36.409	888	François Lansard	53.330	6	911	Christophe Lapierre	2:04.178	2:05.259	6
7	19	Dorian Boccolacci Rk	34.310	59	Maxence Maurice	36.671	1	Jean-Baptiste	53.442	7	20	Jaxon Evans	2:04.312	2:04.327	2
8	16	Ugo Gazil Rk	34.417	76	Raymond Narac	37.112	911	Christophe Lapierre	53.459	8	87	Richard Wagner	2:04.459	2:05.753	10
9	22	Alessandro Ghiretti Rk	34.538	99	Marvin Klein	37.160	87	Richard Wagner	53.484	9	99	Marvin Klein	2:04.585	2:04.836	5
10	17	Enrico Fulgenzi	34.551	20	Jaxon Evans	37.230	17	Enrico Fulgenzi	53.516	10	19	Dorian Boccolacci Rk	2:04.646	2:04.710	4
11	87	Richard Wagner	34.566	3	Milan Petelet Rk	37.266	23	Victor Weyrich	53.522	11	22	Alessandro Ghiretti Rk	2:05.104	2:05.288	7
12	88	François Lansard	34.595	1	Jean-Baptiste	37.301	16	Ugo Gazil Rk	53.533	12	1	Jean-Baptiste	2:05.362	2:05.456	8
13	1	Jean-Baptiste	34.619	19	Dorian Boccolacci Rk	37.388	12	Gianmarco	53.566	13	16	Ugo Gazil Rk	2:05.470	2:05.854	12
14	33	Evan Spenle	34.653	12	Gianmarco	37.473	3	Milan Petelet Rk	53.631	14	59	Maxence Maurice	2:05.619	2:07.332	19
15	7	Jérôme Boullery	34.776	33	Evan Spenle	37.496	33	Evan Spenle	53.641	15	888	François Lansard	2:05.639	2:06.501	16
16	55	Nicolas Misslin	34.786	16	Ugo Gazil Rk	37.520	7	Jérôme Boullery	53.731	16	33	Evan Spenle	2:05.790	2:06.174	13
17	91	Christophe Lapierre	34.889	22	Alessandro Ghiretti Rk	37.520	55	Nicolas Misslin	53.878	17	3	Milan Petelet Rk	2:05.801	2:06.761	18
18	3	Milan Petelet Rk	34.904	7	Jérôme Boullery	37.550	53	Arthur Mathieu Rk	53.949	18	53	Arthur Mathieu Rk	2:05.890	2:06.452	14
19	59	Maxence Maurice	34.944	55	Nicolas Misslin	37.562	15	Henry Hassid	53.965	19	7	Jérôme Boullery	2:06.057	2:06.452	15
20	13	Thomas Fretin Rk	34.958	53	Arthur Mathieu Rk	37.660	59	Maxence Maurice	54.004	20	55	Nicolas Misslin	2:06.226	2:06.530	17
21	76	Raymond Narac	35.069	888	François Lansard	37.714	115	Philipp Sager	54.028	21	76	Raymond Narac	2:06.545	2:07.494	22
22	21	Clément Mateu	35.114	15	Henry Hassid	37.883	135	Thomas Fretin Rk	54.274	22	15	Henry Hassid	2:06.971	2:07.341	21
23	15	Henry Hassid	35.123	135	Thomas Fretin Rk	38.000	21	Clément Mateu	54.294	23	135	Thomas Fretin Rk	2:07.232	2:07.629	23
24	11	Philipp Sager	35.206	77	Tugdual Rabreau	38.091	76	Raymond Narac	54.364	24	21	Clément Mateu	2:07.570	2:07.924	24
25	44	Franck Leherpeur	35.337	44	Franck Leherpeur	38.130	77	Tugdual Rabreau	54.493	25	44	Franck Leherpeur	2:07.988	2:08.597	26
26	77	Tugdual Rabreau	35.482	21	Clément Mateu	38.162	44	Franck Leherpeur	54.521	26	77	Tugdual Rabreau	2:08.066	2:08.463	25
27	35	Benoit Fretin	36.800	35	Benoit Fretin	39.619	35	Benoit Fretin	56.273	27	35	Benoit Fretin	2:12.692	2:13.520	27
28	74	Victor Blugeon	38.392	74	Victor Blugeon	41.593	74	Victor Blugeon	59.357	28	74	Victor Blugeon	2:19.342	2:43.894	28



Paul Ricard
Porsche Carrera Cup France
Private test
Best 5 Lap Times

PORSCHE
CARRERA CUP
FRANCE

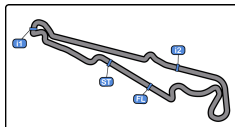
Cls	N°	Driver	Nat	Cat	Cls	Team	Nat	Chassis	Best 1		Best 2		Best 3		Best 4		Best 5	
									Time	Lap	Time	Lap	Time	Lap	Time	Lap	Time	Lap
1	11	Florian Latorre	FRA	Pro	1	CLRT	FRA	Porsche 911 GT3 Cup	2:04.205	50	2:04.687	53	2:04.784	39	2:04.894	45	2:04.934	38
2	20	Jaxon Evans	NZL	Pro	2	Martinet by Alméras	FRA	Porsche 911 GT3 Cup	2:04.327	28	2:04.535	23	2:04.910	27	2:05.171	22	2:05.397	35
3	17	Enrico Fulgenzi	ITA	Pro	3	EF Racing	ITA	Porsche 911 GT3 Cup	2:04.349	54	2:05.910	75	2:06.140	71	2:06.226	76	2:06.392	49
4	19	Dorian Boccolacci	FRA	Pro	4	Martinet by Alméras	FRA	Porsche 911 GT3 Cup	2:04.710	28	2:04.868	29	2:04.908	21	2:05.291	24	2:05.761	16
5	99	Marvin Klein	FRA	Pro	5	CLRT	FRA	Porsche 911 GT3 Cup	2:04.836	39	2:04.868	26	2:05.041	40	2:05.127	54	2:05.202	53
6	911	Christophe Lapierre	FRA	ProAm	1	Pierre Martinet by	FRA	Porsche 911 GT3 Cup	2:05.259	51	2:06.226	44	2:06.281	55	2:06.354	42	2:06.432	56
7	22	Alessandro Ghiretti	FRA	Pro	6	Martinet by Alméras	FRA	Porsche 911 GT3 Cup	2:05.288	34	2:05.915	52	2:05.977	45	2:06.024	29	2:06.112	44
8	1	Jean-Baptiste	FRA	Pro	7	BWT Lechner Racing	AUT	Porsche 911 GT3 Cup	2:05.456	59	2:05.497	41	2:05.664	46	2:05.880	57	2:06.017	60
9	23	Victor Weyrich	FRA	Pro	8	Pierre Martinet by	FRA	Porsche 911 GT3 Cup	2:05.552	54	2:05.842	28	2:05.948	51	2:06.027	52	2:06.090	50
10	87	Richard Wagner	DEU	Pro	9	BWT Lechner Racing	AUT	Porsche 911 GT3 Cup	2:05.753	61	2:05.806	47	2:05.913	53	2:06.177	59	2:06.184	60
11	12	Gianmarco	ITA	Pro	10	Ombra Racing	ITA	Porsche 911 GT3 Cup	2:05.834	49	2:05.908	39	2:05.939	40	2:05.949	45	2:06.003	48
12	16	Ugo Gazil Rk	FRA	Pro	11	Pierre Martinet by	FRA	Porsche 911 GT3 Cup	2:05.854	39	2:05.857	22	2:06.129	15	2:06.154	21	2:06.334	36
13	33	Evan Spenle	FRA	Pro	12	MRT by CLRT	FRA	Porsche 911 GT3 Cup	2:06.174	48	2:06.243	47	2:06.296	29	2:06.297	31	2:06.312	43
14	7	Jérôme Boullery	FRA	ProAm	2	YDEO by Racing	FRA	Porsche 911 GT3 Cup	2:06.452	43	2:06.490	45	2:06.513	29	2:06.706	42	2:06.713	44
15	53	Arthur Mathieu Rk	FRA	Pro	13	Spark Motorsport	FRA	Porsche 911 GT3 Cup	2:06.452	18	2:06.706	20	2:06.933	19	2:06.959	15	2:07.076	14
16	888	François Lansard	FRA	ProAm	3	MRT by CLRT	FRA	Porsche 911 GT3 Cup	2:06.501	38	2:06.728	22	2:06.898	41	2:07.061	34	2:07.119	35
17	55	Nicolas Misslin	MCO	ProAm	4	BWT Lechner Racing	AUT	Porsche 911 GT3 Cup	2:06.530	16	2:06.617	45	2:06.625	53	2:06.643	17	2:06.724	51
18	3	Milan Petelet Rk	FRA	Pro	14	ABM	FRA	Porsche 911 GT3 Cup	2:06.761	27	2:06.876	42	2:06.941	43	2:06.947	26	2:06.974	34
19	59	Maxence Maurice	FRA	Am	1	IMSA Performance	FRA	Porsche 911 GT3 Cup	2:07.332	58	2:07.590	47	2:07.596	51	2:07.615	29	2:07.638	45
20	115	Philipp Sager	AUT	ProAm	5	Dinamic Motorsport	ITA	Porsche 911 GT3 Cup	2:07.339	46	2:07.518	36	2:07.585	37	2:07.796	29	2:07.861	31
21	15	Henry Hassid	FRA	ProAm	6	MRT by CLRT	FRA	Porsche 911 GT3 Cup	2:07.341	36	2:07.545	37	2:07.640	44	2:07.806	35	2:08.196	23
22	76	Raymond Narac	FRA	ProAm	7	IMSA Performance	FRA	Porsche 911 GT3 Cup	2:07.494	57	2:07.628	55	2:07.685	56	2:07.933	58	2:08.008	23
23	135	Thomas Fretin Rk	FRA	Pro	15	YDEO Compétition	FRA	Porsche 911 GT3 Cup	2:07.629	44	2:07.883	45	2:07.922	51	2:07.927	49	2:07.957	54
24	21	Clément Mateu	FRA	ProAm	8	Martinet by Alméras	FRA	Porsche 911 GT3 Cup	2:07.924	29	2:08.288	25	2:08.334	6	2:08.388	24	2:08.434	26
25	77	Tugdual Rabreau	FRA	Am	2	CLRT	FRA	Porsche 911 GT3 Cup	2:08.463	32	2:08.540	35	2:08.625	36	2:09.176	37	2:09.241	45
26	44	Franck Leherpeur	FRA	Am	3	CLRT	FRA	Porsche 911 GT3 Cup	2:08.597	38	2:08.768	54	2:08.887	55	2:08.921	56	2:08.948	43
27	35	Benoit Fretin	FRA	Am	4	YDEO Compétition	FRA	Porsche 911 GT3 Cup	2:13.520	24	2:13.639	30	2:13.921	23	2:14.266	27	2:14.318	22
28	74	Victor Blugeon	FRA	Pro	16	ABM	FRA	Porsche 911 GT3 Cup	2:43.894	8	2:49.862	5	5:45.045	2	6:07.397	7	8:42.270	6



Paul Ricard
Porsche Carrera Cup France
Private test
Best 5 Top Speeds

PORSCHE
CARRERA CUP
FRANCE

Clas	N°	Driver	Nat	Cat	Cla	Team	Nat	Chassis	Top 1		Top 2		Top 3		Top 4		Top 5		Avg
									Km/h	Lap	Km/h	Lap	Km/h	Lap	Km/h	Lap	Km/h	Lap	
1	20	Jaxon Evans		Pro	1	Martinet by Alméras		Porsche 911 GT3 Cup	246.0	18	245.4	17	244.8	24	244.3	22	244.3	23	245.0
2	87	Richard Wagner		Pro	2	BWT Lechner Racing		Porsche 911 GT3 Cup	245.4	16	244.3	18	244.3	21	243.7	17	243.2	23	244.2
3	1	Jean-Baptiste		Pro	3	BWT Lechner Racing		Porsche 911 GT3 Cup	244.8	18	244.8	19	244.3	31	244.3	34	244.3	37	244.5
4	55	Nicolas Misslin		ProAm	1	BWT Lechner Racing		Porsche 911 GT3 Cup	244.3	13	244.3	26	243.7	14	243.7	15	243.7	17	244.0
5	19	Dorian Bocolacci Rk		Pro	4	Martinet by Alméras		Porsche 911 GT3 Cup	243.7	17	242.6	22	242.6	24	242.1	21	242.1	25	242.6
6	22	Alessandro Ghiretti		Pro	5	Martinet by Alméras		Porsche 911 GT3 Cup	243.7	20	243.2	18	243.2	19	243.2	21	243.2	50	243.3
7	23	Victor Weyrich		Pro	6	Pierre Martinet by Alméras		Porsche 911 GT3 Cup	243.7	14	243.7	20	243.2	17	243.2	27	242.6	5	243.3
8	53	Arthur Mathieu Rk		Pro	7	Spark Motorsport		Porsche 911 GT3 Cup	243.7	62	243.2	15	243.2	36	243.2	43	242.6	14	243.2
9	99	Marvin Klein		Pro	8	CLRT		Porsche 911 GT3 Cup	243.7	23	243.7	27	243.7	29	243.2	10	243.2	17	243.5
10	115	Philipp Sager		ProAm	2	Dinamic Motorsport		Porsche 911 GT3 Cup	243.7	17	243.7	27	242.6	22	242.6	31	242.6	32	243.1
11	135	Thomas Fretin Rk		Pro	9	YDEO Compétition		Porsche 911 GT3 Cup	243.7	13	242.6	11	242.6	23	242.1	12	242.1	19	242.6
12	7	Jérôme Boullery		ProAm	3	YDEO by Racing		Porsche 911 GT3 Cup	243.2	18	242.1	15	242.1	17	242.1	51	241.6	9	242.2
13	11	Florian Latorre		Pro	10	CLRT		Porsche 911 GT3 Cup	243.2	25	242.6	26	242.1	12	242.1	16	242.1	20	242.4
14	17	Enrico Fulgenzi		Pro	11	EF Racing		Porsche 911 GT3 Cup	243.2	37	242.6	15	242.6	30	242.6	36	242.1	14	242.6
15	33	Evan Spenle		Pro	12	MRT by CLRT		Porsche 911 GT3 Cup	243.2	31	242.1	30	241.6	11	241.6	13	241.6	25	242.0
16	59	Maxence Maurice		Am	1	IMSA Performance		Porsche 911 GT3 Cup	243.2	31	242.6	29	242.6	30	242.1	25	242.1	35	242.5
17	77	Tugdual Rabreau		Am	2	CLRT		Porsche 911 GT3 Cup	242.6	13	242.1	12	242.1	21	242.1	22	242.1	23	242.2
18	911	Christophe Lapierre		ProAm	4	Pierre Martinet by Alméras		Porsche 911 GT3 Cup	242.6	22	241.6	6	241.6	18	241.6	35	241.0	15	241.7
19	3	Milan Petelet Rk		Pro	13	ABM		Porsche 911 GT3 Cup	242.1	15	242.1	29	242.1	47	242.1	49	241.6	14	242.0
20	16	Ugo Gazil Rk		Pro	14	Pierre Martinet by Alméras		Porsche 911 GT3 Cup	242.1	8	242.1	9	242.1	10	241.6	4	241.6	6	241.9
21	44	Franck Leherpeur		Am	3	CLRT		Porsche 911 GT3 Cup	242.1	22	241.6	18	241.0	20	240.5	17	240.5	19	241.1
22	76	Raymond Narac		ProAm	5	IMSA Performance		Porsche 911 GT3 Cup	242.1	18	241.6	16	241.6	17	241.6	25	241.0	15	241.6
23	888	François Lansard		ProAm	6	MRT by CLRT		Porsche 911 GT3 Cup	242.1	14	242.1	23	241.6	12	241.6	13	241.6	15	241.8
24	12	Gianmarco		Pro	15	Ombra Racing		Porsche 911 GT3 Cup	241.6	14	241.6	41	241.6	50	241.0	4	241.0	5	241.3
25	15	Henry Hassid		ProAm	7	MRT by CLRT		Porsche 911 GT3 Cup	241.6	17	241.6	21	241.0	7	241.0	11	241.0	18	241.2
26	21	Clément Mateu		ProAm	8	Martinet by Alméras		Porsche 911 GT3 Cup	241.0	7	240.5	6	240.5	13	240.0	14	240.0	28	240.4
27	35	Benoit Fretin		Am	4	YDEO Compétition		Porsche 911 GT3 Cup	239.4	12	239.4	25	239.4	29	238.9	23	238.9	24	239.2
28	74	Victor Blugeon		Pro	16	ABM		Porsche 911 GT3 Cup	181.5	6	103.9	4	101.8	8	98.7	7	88.5	2	114.9

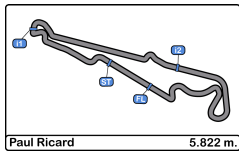


Paul Ricard
Porsche Carrera Cup France
Private test

PORSCHE
CARRERA CUP
FRANCE

Fastest Laps Sequence

Lap	Time of Day	Session Time	N°	Driver	Nat	Cat	Team	Nat	Chassis	Time	Km/h
2	9:05:09.006	5:09.006	53	Arthur Mathieu Rk		Pro	Spark Motorsport		Porsche 911 GT3	2:17.851	152.0
3	9:07:22.389	7:22.389	53	Arthur Mathieu Rk		Pro	Spark Motorsport		Porsche 911 GT3	2:13.383	157.1
3	9:10:04.096	10:04.096	3	Milan Petelet Rk		Pro	ABM		Porsche 911 GT3	2:11.604	159.2
3	9:10:10.301	10:10.301	20	Jaxon Evans		Pro	Martinet by Alméras		Porsche 911 GT3	2:10.355	160.7
3	9:10:13.291	10:13.291	23	Victor Weyrich		Pro	Pierre Martinet by Alméras		Porsche 911 GT3	2:10.283	160.8
3	9:10:32.330	10:32.330	19	Dorian Boccolacci Rk		Pro	Martinet by Alméras		Porsche 911 GT3	2:08.310	163.3
4	9:12:40.105	12:40.105	19	Dorian Boccolacci Rk		Pro	Martinet by Alméras		Porsche 911 GT3	2:07.775	164.0
6	9:16:35.667	16:35.667	20	Jaxon Evans		Pro	Martinet by Alméras		Porsche 911 GT3	2:07.593	164.2
7	9:18:42.819	18:42.819	20	Jaxon Evans		Pro	Martinet by Alméras		Porsche 911 GT3	2:07.152	164.8
11	9:31:25.624	31:25.624	22	Alessandro Ghiretti		Pro	Martinet by Alméras		Porsche 911 GT3	2:06.901	165.1
12	9:33:32.457	33:32.457	22	Alessandro Ghiretti		Pro	Martinet by Alméras		Porsche 911 GT3	2:06.833	165.2
10	9:34:27.140	34:27.140	19	Dorian Boccolacci Rk		Pro	Martinet by Alméras		Porsche 911 GT3	2:06.619	165.5
11	9:36:33.433	36:33.433	19	Dorian Boccolacci Rk		Pro	Martinet by Alméras		Porsche 911 GT3	2:06.293	165.9
16	9:55:16.611	55:16.611	20	Jaxon Evans		Pro	Martinet by Alméras		Porsche 911 GT3	2:06.027	166.3
16	9:57:29.580	57:29.580	19	Dorian Boccolacci Rk		Pro	Martinet by Alméras		Porsche 911 GT3	2:05.761	166.6
22	10:22:38.053	1:22:38.053	99	Marvin Klein		Pro	CLRT		Porsche 911 GT3	2:05.641	166.8
26	10:37:16.289	1:37:16.289	99	Marvin Klein		Pro	CLRT		Porsche 911 GT3	2:04.868	167.8
23	10:56:20.875	1:56:20.875	20	Jaxon Evans		Pro	Martinet by Alméras		Porsche 911 GT3	2:04.535	168.2
28	11:18:22.250	2:18:22.250	20	Jaxon Evans		Pro	Martinet by Alméras		Porsche 911 GT3	2:04.327	168.5
50	12:50:54.459	3:50:54.459	11	Florian Latorre		Pro	CLRT		Porsche 911 GT3	2:04.205	168.7

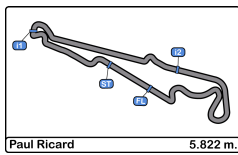


Paul Ricard
Porsche Carrera Cup France
Private test

PORSCHE
CARRERA CUP
FRANCE

Event Best Maximum Speed

N°	Driver	Nat	Cat	Clas	Team	Nat	Chassis	Km/h	Session	
20	Jaxon Evans		NZL	Pro	1	Martinet by Alméras		Porsche 911 GT3	246.0	Private test
87	Richard Wagner		DEU	Pro	2	BWT Lechner Racing		Porsche 911 GT3	245.4	Private test
1	Jean-Baptiste		FRA	Pro	3	BWT Lechner Racing		Porsche 911 GT3	244.8	Private test
55	Nicolas Misslin		NEO	ProAm	1	BWT Lechner Racing		Porsche 911 GT3	244.3	Private test
23	Victor Weyrich		FRA	Pro	4	Pierre Martinet by Alméras		Porsche 911 GT3	243.7	Private test
135	Thomas Fretin Rk		FRA	Pro	5	YDEO Compétition		Porsche 911 GT3	243.7	Private test
22	Alessandro Ghiretti		FRA	Pro	6	Martinet by Alméras		Porsche 911 GT3	243.7	Private test
19	Dorian Boccolacci Rk		FRA	Pro	7	Martinet by Alméras		Porsche 911 GT3	243.7	Private test
99	Marvin Klein		FRA	Pro	8	CLRT		Porsche 911 GT3	243.7	Private test
115	Philipp Sager		AUT	ProAm	2	Dinamic Motorsport		Porsche 911 GT3	243.7	Private test
53	Arthur Mathieu Rk		FRA	Pro	9	Spark Motorsport		Porsche 911 GT3	243.7	Private test
7	Jérôme Boullery		FRA	ProAm	3	YDEO by Racing		Porsche 911 GT3	243.2	Private test
11	Florian Latorre		FRA	Pro	10	CLRT		Porsche 911 GT3	243.2	Private test
17	Enrico Fulgenzi		ITA	Pro	11	EF Racing		Porsche 911 GT3	243.2	Private test
33	Evan Spenle		FRA	Pro	12	MRT by CLRT		Porsche 911 GT3	243.2	Private test
59	Maxence Maurice		FRA	Am	1	IMSA Performance		Porsche 911 GT3	243.2	Private test
77	Tugdual Rabreau		FRA	Am	2	CLRT		Porsche 911 GT3	242.6	Private test
911	Christophe Lapierre		FRA	ProAm	4	Pierre Martinet by Alméras		Porsche 911 GT3	242.6	Private test
888	François Lansard		FRA	ProAm	5	MRT by CLRT		Porsche 911 GT3	242.1	Private test
16	Ugo Gazil Rk		FRA	Pro	13	Pierre Martinet by Alméras		Porsche 911 GT3	242.1	Private test
76	Raymond Narac		FRA	ProAm	6	IMSA Performance		Porsche 911 GT3	242.1	Private test
44	Franck Leherpeur		FRA	Am	3	CLRT		Porsche 911 GT3	242.1	Private test
3	Milan Petelet Rk		FRA	Pro	14	ABM		Porsche 911 GT3	242.1	Private test
15	Henry Hassid		FRA	ProAm	7	MRT by CLRT		Porsche 911 GT3	241.6	Private test
12	Gianmarco		ITA	Pro	15	Ombra Racing		Porsche 911 GT3	241.6	Private test
21	Clément Mateu		FRA	ProAm	8	Martinet by Alméras		Porsche 911 GT3	241.0	Private test
35	Benoit Fretin		FRA	Am	4	YDEO Compétition		Porsche 911 GT3	239.4	Private test
74	Victor Blugeon		FRA	Pro	16	ABM		Porsche 911 GT3	181.5	Private test



Paul Ricard
Porsche Carrera Cup France
Private test
Pit Stop Analysis



1 Jean-Baptiste Simmenauer Pro BWT Lechner Racing
Porsche 911 GT3 Cup

Nr.	In Day Time	In Time	Out Time	Pit Time	T. Pit Time	Handicap	Penalty
1	9:26:28.469	9:26:28.469	9:34:30.627	8:02.158	8:02.158		
2	9:43:26.550	9:43:26.550	9:50:47.819	7:21.269	15:23.427		
3	10:06:05.744	10:06:05.744	10:43:00.556	36:54.812	52:18.239		
4	11:58:46.271	11:58:46.271	12:17:38.141	18:51.870	1:11:10.109		
5	12:30:27.615	12:30:27.615	12:37:57.988	7:30.373	1:18:40.482		

3 Milan Petelet Pro ABM
Porsche 911 GT3 Cup

Nr.	In Day Time	In Time	Out Time	Pit Time	T. Pit Time	Handicap	Penalty
1	9:18:42.607	9:18:42.607	9:22:32.553	3:49.946	3:49.946		
2	9:31:07.510	9:31:07.510	9:33:34.422	2:26.912	6:16.858		
3	9:44:57.634	9:44:57.634	11:12:33.286	1:27:35.652	1:33:52.510		
4	12:02:35.272	12:02:35.272	12:26:16.290	23:41.018	1:57:33.528		
5	12:28:27.067	12:28:27.067	12:31:35.943	3:08.876	2:00:42.404		

7 Jérôme Boullery ProAm YDEO by Racing Technology
Porsche 911 GT3 Cup

Nr.	In Day Time	In Time	Out Time	Pit Time	T. Pit Time	Handicap	Penalty
1	9:07:09.700	9:07:09.700	9:18:43.579	11:33.879	11:33.879		
2	9:51:49.993	9:51:49.993	9:56:53.693	5:03.700	16:37.579		
3	9:59:01.363	9:59:01.363	10:02:20.112	3:18.749	19:56.328		
4	10:08:43.595	10:08:43.595	10:14:49.026	6:05.431	26:01.759		
5	10:21:12.198	10:21:12.198	11:20:41.352	59:29.154	1:25:30.913		
6	11:54:06.212	11:54:06.212	12:08:06.416	14:00.204	1:39:31.117		
7	12:16:43.461	12:16:43.461	12:21:05.818	4:22.357	1:43:53.474		
8	12:27:31.281	12:27:31.281	12:35:30.366	7:59.085	1:51:52.559		
9	12:48:11.875	12:48:11.875	12:51:36.137	3:24.262	1:55:16.821		

11 Florian Latorre Pro CLRT
Porsche 911 GT3 Cup

Nr.	In Day Time	In Time	Out Time	Pit Time	T. Pit Time	Handicap	Penalty
1	9:03:23.367	9:03:23.367	9:03:51.525	28.158	28.158		
2	9:06:46.428	9:06:46.428	9:07:12.637	26.209	54.367		
3	9:12:17.619	9:12:17.619	9:22:17.080	9:59.461	10:53.828		
4	9:25:08.502	9:25:08.502	9:25:35.058	26.556	11:20.384		
5	9:28:09.666	9:28:09.666	9:28:36.600	26.934	11:47.318		
6	9:33:47.805	9:33:47.805	9:58:15.003	24:27.198	36:14.516		
7	10:04:43.592	10:04:43.592	10:07:18.254	2:34.662	38:49.178		
8	10:18:17.967	10:18:17.967	10:22:11.474	3:53.507	42:42.685		
9	10:30:40.965	10:30:40.965	10:34:32.887	3:51.922	46:34.607		
10	10:47:42.232	10:47:42.232	11:30:39.087	42:56.855	1:29:31.462		
11	12:03:14.715	12:03:14.715	12:24:53.312	21:38.597	1:51:10.059		
12	12:35:35.369	12:35:35.369	12:41:55.006	6:19.637	1:57:29.696		

12 Gianmarco Quaresmini Pro Ombra Racing
Porsche 911 GT3 Cup

Nr.	In Day Time	In Time	Out Time	Pit Time	T. Pit Time	Handicap	Penalty
1	10:02:49.977	10:02:49.977	10:04:36.851	1:46.874	1:46.874		
2	10:17:26.506	10:17:26.506	10:22:08.003	4:41.497	6:28.371		
3	10:35:02.830	10:35:02.830	11:06:22.671	31:19.841	37:48.212		
4	12:06:39.971	12:06:39.971	12:09:10.390	2:30.419	40:18.631		
5	12:20:35.288	12:20:35.288	12:22:38.960	2:03.672	42:22.303		
6	12:33:34.796	12:33:34.796	12:40:04.929	6:30.133	48:52.436		

15 Henry Hassid ProAm MRT by CLRT
Porsche 911 GT3 Cup

Nr.	In Day Time	In Time	Out Time	Pit Time	T. Pit Time	Handicap	Penalty
1	9:21:23.334	9:21:23.334	9:30:51.061	9:27.727	9:27.727		
2	9:44:14.689	9:44:14.689	9:50:26.293	6:11.604	15:39.331		
3	10:01:23.323	10:01:23.323	10:05:07.885	3:44.562	19:23.893		
4	10:18:25.843	10:18:25.843	10:55:01.428	36:35.585	55:59.478		
5	11:10:29.080	11:10:29.080	11:12:20.157	1:51.077	57:50.555		

16 Ugo Gazil Pro Pierre Martinet by Alméras
Porsche 911 GT3 Cup

Nr.	In Day Time	In Time	Out Time	Pit Time	T. Pit Time	Handicap	Penalty
1	9:55:12.019	9:55:12.019	10:55:22.823	1:00:10.804	1:00:10.804		
2	11:06:15.138	11:06:15.138	11:10:37.667	4:22.529	1:04:33.333		
3	12:33:11.618	12:33:11.618	12:33:40.754	29.136	1:05:02.469		
4	12:36:19.222	12:36:19.222	12:36:46.872	27.650	1:05:30.119		
5	12:47:37.962	12:47:37.962	12:51:18.050	3:40.088	1:09:10.207		

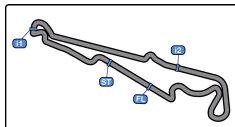
17 Enrico Fulgenzi Pro EF Racing
Porsche 911 GT3 Cup

Nr.	In Day Time	In Time	Out Time	Pit Time	T. Pit Time	Handicap	Penalty
1	9:23:32.710	9:23:32.710	9:28:26.697	4:53.987	4:53.987		
2	9:39:15.989	9:39:15.989	9:42:12.955	2:56.966	7:50.953		
3	9:44:54.565	9:44:54.565	9:46:53.855	1:59.290	9:50.243		
4	9:53:23.480	9:53:23.480	9:55:11.287	1:47.807	11:38.050		
5	10:04:30.230	10:04:30.230	10:11:47.624	7:17.394	18:55.444		
6	10:26:47.669	10:26:47.669	10:28:51.879	2:04.210	20:59.654		
7	10:33:22.016	10:33:22.016	10:36:35.357	3:13.341	24:12.995		
8	10:48:19.924	10:48:19.924	10:51:53.118	3:33.194	27:46.189		
9	11:02:55.536	11:02:55.536	11:07:01.014	4:05.478	31:51.667		
10	12:10:55.296	12:10:55.296	12:14:44.700	3:49.404	35:41.071		
11	12:32:16.318	12:32:16.318	12:37:04.113	4:47.795	40:28.866		
12	12:48:03.372	12:48:03.372	12:50:47.486	2:44.114	43:12.980		

19 Dorian Bocolacci Pro Martinet by Alméras
Porsche 911 GT3 Cup

Nr.	In Day Time	In Time	Out Time	Pit Time	T. Pit Time	Handicap	Penalty
1	9:21:12.095	9:21:12.095	9:30:07.978	8:55.883	8:55.883		
2	9:41:01.188	9:41:01.188	9:50:50.949	9:49.761	18:45.644		
3	9:59:35.489	9:59:35.489	10:49:00.935	49:25.446	1:08:11.090		
4	11:04:12.035	11:04:12.035	11:14:46.968	10:34.933	1:18:46.023		
5	12:25:05.653	12:25:05.653	12:25:37.376	31.723	1:19:17.746		





Paul Ricard
Porsche Carrera Cup France
Private test



Pit Stop Analysis

Paul Ricard 5.822 m.

6	12:36:26.632	12:36:26.632	12:52:02.457	15:35.825	1:34:53.571		
---	--------------	--------------	--------------	-----------	-------------	--	--

20 Jaxon Evans Pro Martinet by Alméras

Porsche 911 GT3 Cup

Nr.	In Day Time	In Time	Out Time	Pit Time	T. Pit Time	Handicap	Penalty
1	9:20:50.063	9:20:50.063	9:30:34.994	9:44.931	9:44.931		
2	9:43:32.681	9:43:32.681	9:51:01.673	7:28.992	17:13.923		
3	9:59:30.543	9:59:30.543	10:47:24.391	47:53.848	1:05:07.771		
4	10:58:27.674	10:58:27.674	11:09:04.835	10:37.161	1:15:44.932		
5	12:18:00.202	12:18:00.202	12:18:27.375	27.173	1:16:12.105		
6	12:21:00.377	12:21:00.377	12:21:29.200	28.823	1:16:40.928		
7	12:34:10.723	12:34:10.723	12:47:39.523	13:28.800	1:30:09.728		

21 Clément Mateu ProAm Martinet by Alméras

Porsche 911 GT3 Cup

Nr.	In Day Time	In Time	Out Time	Pit Time	T. Pit Time	Handicap	Penalty
1	11:06:49.285	11:06:49.285	11:15:16.675	8:27.390	8:27.390		
2	12:31:08.416	12:31:08.416	12:31:47.910	39.494	9:06.884		

22 Alessandro Ghiretti Pro Martinet by Alméras

Porsche 911 GT3 Cup

Nr.	In Day Time	In Time	Out Time	Pit Time	T. Pit Time	Handicap	Penalty
1	9:19:02.609	9:19:02.609	9:22:50.949	3:48.340	3:48.340		
2	9:37:50.286	9:37:50.286	9:46:27.254	8:36.968	12:25.308		
3	10:01:37.081	10:01:37.081	10:50:59.102	49:22.021	1:01:47.329		
4	10:58:12.813	10:58:12.813	11:01:48.366	3:35.553	1:05:22.882		
5	11:12:26.548	11:12:26.548	11:16:37.880	4:11.332	1:09:34.214		
6	12:27:06.943	12:27:06.943	12:27:38.633	31.690	1:10:05.904		
7	12:30:17.481	12:30:17.481	12:30:47.250	29.769	1:10:35.673		

23 Victor Weyrich Pro Pierre Martinet by Alméras

Porsche 911 GT3 Cup

Nr.	In Day Time	In Time	Out Time	Pit Time	T. Pit Time	Handicap	Penalty
1	9:18:49.966	9:18:49.966	9:24:25.318	5:35.352	5:35.352		
2	9:39:47.924	9:39:47.924	9:46:37.490	6:49.566	12:24.918		
3	9:59:26.367	9:59:26.367	10:00:57.856	1:31.489	13:56.407		
4	10:03:02.482	10:03:02.482	10:53:04.175	50:01.693	1:03:58.100		
5	11:08:59.351	11:08:59.351	11:15:20.133	6:20.782	1:10:18.882		
6	12:20:42.409	12:20:42.409	12:21:10.121	27.712	1:10:46.594		
7	12:23:45.932	12:23:45.932	12:24:12.893	26.961	1:11:13.555		

33 Evan Spenle Pro MRT by CLRT

Porsche 911 GT3 Cup

Nr.	In Day Time	In Time	Out Time	Pit Time	T. Pit Time	Handicap	Penalty
1	9:05:59.845	9:05:59.845	9:06:31.763	31.918	31.918		
2	9:19:47.869	9:19:47.869	9:25:09.204	5:21.335	5:53.253		
3	9:40:06.220	9:40:06.220	9:52:11.296	12:05.076	17:58.329		
4	9:56:34.539	9:56:34.539	10:11:19.767	14:45.228	32:43.557		
5	10:28:34.806	10:28:34.806	10:33:19.748	4:44.942	37:28.499		

6	10:50:20.314	10:50:20.314	11:49:17.392	58:57.078	1:36:25.577		
---	--------------	--------------	--------------	-----------	-------------	--	--

7 11:58:11.987 11:58:11.987 12:00:05.470 1:53.483 1:38:19.060

8 12:15:05.709 12:15:05.709 12:25:52.600 10:46.891 1:49:05.951

Nr.	In Day Time	In Time	Out Time	Pit Time	T. Pit Time	Handicap	Penalty
9	12:38:37.932	12:38:37.932	12:46:03.106	7:25.174	1:56:31.125		
10	12:54:40.367	12:54:40.367	12:55:41.955	1:01.588	1:57:32.713		

35 Benoit Fretin Am YDEO Compétition

Porsche 911 GT3 Cup

Nr.	In Day Time	In Time	Out Time	Pit Time	T. Pit Time	Handicap	Penalty
1	9:37:49.023	9:37:49.023	9:39:52.780	2:03.757	2:03.757		
2	9:44:52.310	9:44:52.310	10:20:03.879	35:11.569	37:15.326		
3	10:31:45.426	10:31:45.426	10:41:08.472	9:23.046	46:38.372		
4	10:52:26.414	10:52:26.414	11:20:29.876	28:03.462	1:14:41.834		
5	12:04:00.032	12:04:00.032	12:06:47.325	2:47.293	1:17:29.127		

44 Franck Leherpeur Am CLRT

Porsche 911 GT3 Cup

Nr.	In Day Time	In Time	Out Time	Pit Time	T. Pit Time	Handicap	Penalty
1	9:24:30.630	9:24:30.630	9:30:28.567	5:57.937	5:57.937		
2	9:43:38.508	9:43:38.508	9:54:03.622	10:25.114	16:23.051		
3	10:11:49.748	10:11:49.748	10:23:44.189	11:54.441	28:17.492		
4	10:38:56.429	10:38:56.429	11:36:41.592	57:45.163	1:26:02.655		
5	12:03:05.239	12:03:05.239	12:07:14.924	4:09.685	1:30:12.340		
6	12:15:56.560	12:15:56.560	12:29:23.163	13:26.603	1:43:38.943		
7	12:42:24.433	12:42:24.433	12:47:50.790	5:26.357	1:49:05.300		

53 Arthur Mathieu Pro Spark Motorsport

Porsche 911 GT3 Cup

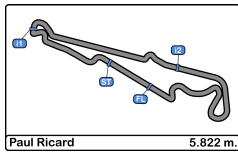
Nr.	In Day Time	In Time	Out Time	Pit Time	T. Pit Time	Handicap	Penalty
1	9:09:43.575	9:09:43.575	9:11:30.706	1:47.131	1:47.131		
2	9:26:36.746	9:26:36.746	9:32:03.738	5:26.992	7:14.123		
3	9:42:52.583	9:42:52.583	9:48:18.702	5:26.119	12:40.242		
4	9:59:03.186	9:59:03.186	10:18:28.384	19:25.198	32:05.440		
5	10:33:53.321	10:33:53.321	10:41:55.221	8:01.900	40:07.340		
6	10:57:13.057	10:57:13.057	11:04:35.446	7:22.389	47:29.729		
7	12:20:49.164	12:20:49.164	12:24:06.667	3:17.503	50:47.232		
8	12:39:41.897	12:39:41.897	12:41:22.664	1:40.767	52:27.999		

55 Nicolas Misslin ProAm BWT Lechner Racing

Porsche 911 GT3 Cup

Nr.	In Day Time	In Time	Out Time	Pit Time	T. Pit Time	Handicap	Penalty
1	9:45:13.325	9:45:13.325	9:53:32.757	8:19.432	8:19.432		
2	10:13:07.628	10:13:07.628	10:49:12.618	36:04.990	44:24.422		
3	11:59:22.698	11:59:22.698	12:00:44.459	1:21.761	45:46.183		
4	12:05:04.337	12:05:04.337	12:11:22.431	6:18.094	52:04.277		
5	12:29:33.838	12:29:33.838	12:41:02.334	11:28.496	1:03:32.773		





Paul Ricard
Porsche Carrera Cup France
 Private test
Pit Stop Analysis



59

Maxence Maurice Am IMSA Performance

Porsche 911 GT3 Cup

Nr.	In Day Time	In Time	Out Time	Pit Time	T. Pit Time	Handicap	Penalty
1	9:16:35.289	9:16:35.289	9:20:22.125	3:46.836	3:46.836		
2	9:32:23.407	9:32:23.407	9:46:18.314	13:54.907	17:41.743		
3	10:03:43.817	10:03:43.817	10:25:33.776	21:49.959	39:31.702		
4	10:41:19.158	10:41:19.158	10:46:41.957	5:22.799	44:54.501		
5	10:57:25.907	10:57:25.907	11:02:42.997	5:17.090	50:11.591		
6	11:13:29.914	11:13:29.914	11:43:33.573	30:03.659	1:20:15.250		
7	11:53:50.563	11:53:50.563	11:59:52.193	6:01.630	1:26:16.880		
8	12:15:15.250	12:15:15.250	12:19:08.107	3:52.857	1:30:09.737		
9	12:29:55.581	12:29:55.581	12:37:06.153	7:10.572	1:37:20.309		

74

Victor Blugeon Pro ABM

Porsche 911 GT3 Cup

Nr.	In Day Time	In Time	Out Time	Pit Time	T. Pit Time	Handicap	Penalty
1	9:50:28.579	9:50:28.579	12:25:59.418	2:35:30.839	2:35:30.839		
2	12:28:42.686	12:28:42.686	12:34:47.118	6:04.432	2:41:35.271		
3	12:40:11.965	12:40:11.965	12:46:18.178	6:06.213	2:47:41.484		
4	12:48:41.917	12:48:41.917	12:52:25.343	3:43.426	2:51:24.910		

76

Raymond Narac ProAm IMSA Performance

Porsche 911 GT3 Cup

Nr.	In Day Time	In Time	Out Time	Pit Time	T. Pit Time	Handicap	Penalty
1	9:17:06.573	9:17:06.573	9:24:18.450	7:11.877	7:11.877		
2	10:03:59.741	10:03:59.741	10:25:30.373	21:30.632	28:42.509		
3	10:39:00.663	10:39:00.663	10:43:50.450	4:49.787	33:32.296		
4	10:52:28.405	10:52:28.405	11:11:34.358	19:05.953	52:38.249		
5	11:57:24.808	11:57:24.808	12:02:41.014	5:16.206	57:54.455		
6	12:13:27.052	12:13:27.052	12:20:29.510	7:02.458	1:04:56.913		
7	12:35:58.644	12:35:58.644	12:39:02.148	3:03.504	1:08:00.417		

77

Tugdual Rabreau Am CLRT

Porsche 911 GT3 Cup

Nr.	In Day Time	In Time	Out Time	Pit Time	T. Pit Time	Handicap	Penalty
1	9:20:24.922	9:20:24.922	9:26:35.667	6:10.745	6:10.745		
2	9:40:03.527	9:40:03.527	9:46:51.241	6:47.714	12:58.459		
3	9:56:06.428	9:56:06.428	10:00:22.877	4:16.449	17:14.908		
4	10:15:54.472	10:15:54.472	11:17:25.567	1:01:31.095	1:18:46.003		
5	11:52:48.077	11:52:48.077	12:34:24.905	41:36.828	2:00:22.831		
6	12:37:03.697	12:37:03.697	12:37:34.503	30.806	2:00:53.637		

87

Richard Wagner Pro BWT Lechner Racing

Porsche 911 GT3 Cup

Nr.	In Day Time	In Time	Out Time	Pit Time	T. Pit Time	Handicap	Penalty
1	9:16:10.211	9:16:10.211	9:18:17.464	2:07.253	2:07.253		
2	9:29:06.744	9:29:06.744	9:36:27.949	7:21.205	9:28.458		
3	9:43:24.945	9:43:24.945	9:50:42.522	7:17.577	16:46.035		
4	10:03:25.254	10:03:25.254	10:09:18.193	5:52.939	22:38.974		

5	10:24:30.272	10:24:30.272	10:48:18.725	23:48.453	46:27.427		
6	12:21:11.161	12:21:11.161	12:26:30.050	5:18.889	51:46.316		
7	12:37:06.073	12:37:06.073	12:45:31.565	8:25.492	1:00:11.808		

99

Marvin Klein Pro CLRT

Porsche 911 GT3 Cup

Nr.	In Day Time	In Time	Out Time	Pit Time	T. Pit Time	Handicap	Penalty
1	9:06:50.253	9:06:50.253	9:07:18.154	27.901	27.901		
2	9:09:52.794	9:09:52.794	9:10:18.553	25.759	53.660		
3	9:14:57.521	9:14:57.521	9:15:23.203	25.682	1:19.342		
4	9:17:49.600	9:17:49.600	9:26:25.681	8:36.081	9:55.423		
5	9:31:06.275	9:31:06.275	9:31:31.883	25.608	10:21.031		
6	9:33:50.569	9:33:50.569	9:34:15.898	25.329	10:46.360		
7	9:38:51.413	9:38:51.413	9:52:42.188	13:50.775	24:37.135		
8	10:05:31.024	10:05:31.024	10:12:00.076	6:29.052	31:06.187		
9	10:24:48.249	10:24:48.249	10:30:34.524	5:46.275	36:52.462		
10	10:43:49.105	10:43:49.105	11:30:40.937	46:51.832	1:23:44.294		
11	12:00:42.776	12:00:42.776	12:25:45.256	25:02.480	1:48:46.774		
12	12:36:52.617	12:36:52.617	12:45:02.973	8:10.356	1:56:57.130		

115

Philipp Sager ProAm Dinamic Motorsport

Porsche 911 GT3 Cup

Nr.	In Day Time	In Time	Out Time	Pit Time	T. Pit Time	Handicap	Penalty
1	9:31:22.456	9:31:22.456	9:33:44.824	2:22.368	2:22.368		
2	9:45:02.962	9:45:02.962	9:55:49.551	10:46.589	13:08.957		
3	10:02:34.462	10:02:34.462	10:16:59.978	14:25.516	27:34.473		
4	10:38:58.482	10:38:58.482	10:44:22.214	5:23.732	32:58.205		
5	10:55:07.099	10:55:07.099	11:02:22.205	7:15.106	40:13.311		
6	12:10:32.463	12:10:32.463	12:14:07.114	3:34.651	43:47.962		

135

Thomas Fretin Pro YDEO Compétition

Porsche 911 GT3 Cup

Nr.	In Day Time	In Time	Out Time	Pit Time	T. Pit Time	Handicap	Penalty
1	9:22:46.470	9:22:46.470	9:25:13.678	2:27.208	2:27.208		
2	9:42:58.438	9:42:58.438	9:50:09.988	7:11.550	9:38.758		
3	10:09:45.285	10:09:45.285	11:15:56.045	1:06:10.760	1:15:49.518		
4	12:11:31.884	12:11:31.884	12:14:03.368	2:31.484	1:18:21.002		
5	12:31:27.206	12:31:27.206	12:37:42.203	6:14.997	1:24:35.999		

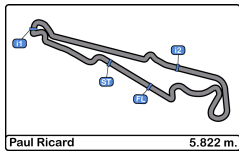
888

François Lansard ProAm MRT by CLRT

Porsche 911 GT3 Cup

Nr.	In Day Time	In Time	Out Time	Pit Time	T. Pit Time	Handicap	Penalty
1	9:23:44.388	9:23:44.388	9:28:43.460	4:59.072	4:59.072		
2	9:41:54.101	9:41:54.101	10:05:16.619	23:22.518	28:21.590		
3	10:07:42.634	10:07:42.634	10:08:34.069	51.435	29:13.025		
4	10:21:44.688	10:21:44.688	10:24:51.893	3:07.205	32:20.230		
5	10:38:38.712	10:38:38.712	11:39:21.410	1:00:42.698	1:33:02.928		
6	11:53:20.758	11:53:20.758	11:56:24.364	3:03.606	1:36:06.534		
7	12:09:59.790	12:09:59.790	12:16:48.571	6:48.781	1:42:55.315		





Paul Ricard
Porsche Carrera Cup France
Private test
Pit Stop Analysis

PORSCHE
CARRERA CUP
FRANCE

911

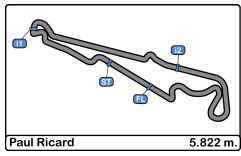
Christophe Lapierre

ProAm

Pierre Martinet by Alméras

Porsche 911 GT3 Cup

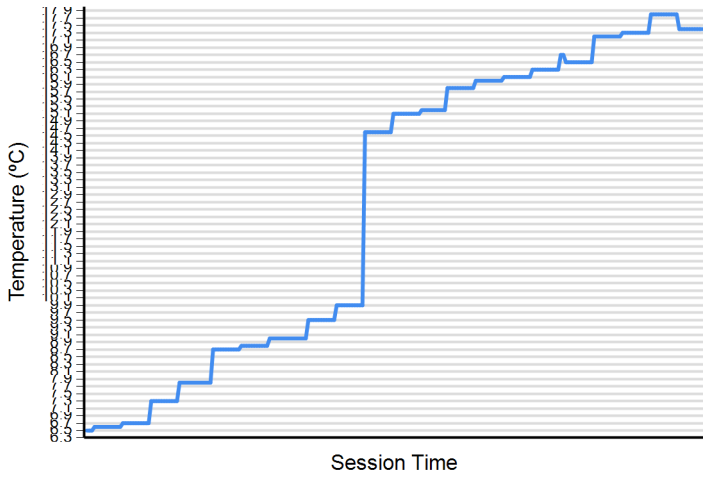
Nr.	In Day Time	In Time	Out Time	Pit Time	T. Pit Time	Handicap	Penalty
1	9:25:28.079	9:25:28.079	9:29:28.497	4:00.418	4:00.418		
2	9:42:48.092	9:42:48.092	9:47:27.493	4:39.401	8:39.819		
3	10:00:27.324	10:00:27.324	10:49:55.175	49:27.851	58:07.670		
4	11:05:31.356	11:05:31.356	11:08:11.943	2:40.587	1:00:48.257		



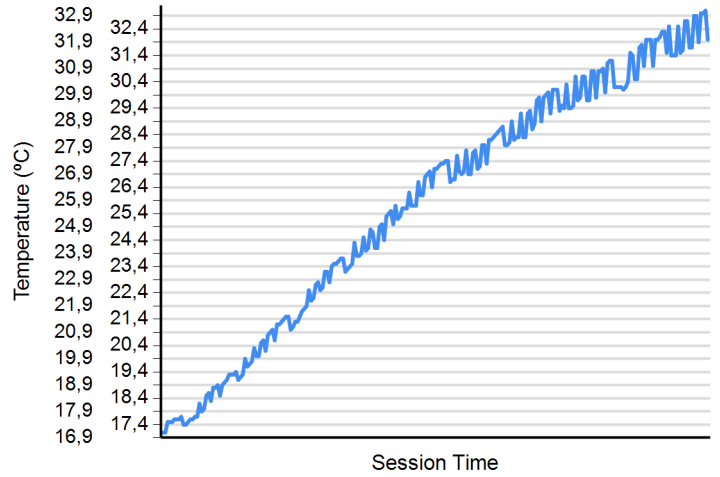
Paul Ricard
Porsche Carrera Cup France
 Private test
Weather Report

PORSCHE
CARRERA CUP
 FRANCE

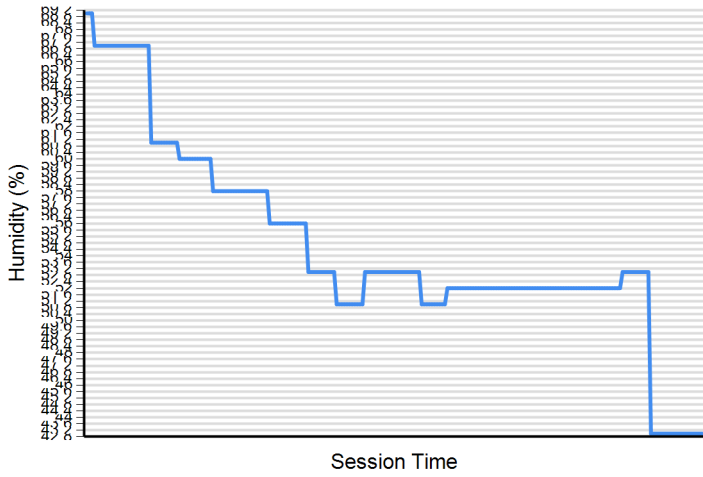
Air Temperature



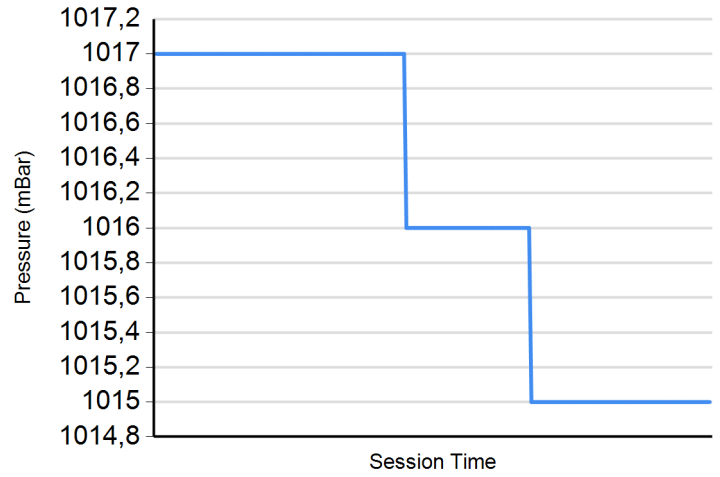
Track Temperature



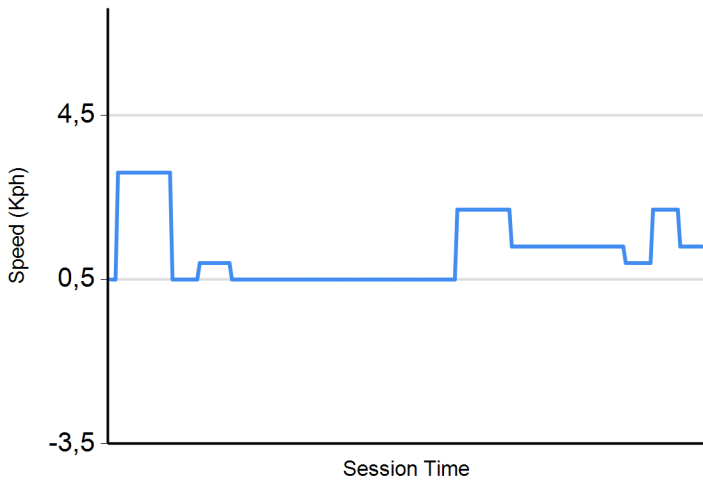
Humidity



Pressure



Wind Speed



Wind direction

