

Autodromo Nazionale Monza
Porsche Carrera Cup France
Private test



Provisional Results

Clas	Nº	Driver	Nat	Cat	Clas	Team	Nat	Vehicle	Laps	Best	Time	Gap	Interval	Km/h
1	1	Marvin Klein	FRA	Pro	1	TFT Racing	FRA	Porsche 911 GT3 Cup	61	47	1:49.916			189.7
2	22	Alessandro Ghiretti	FRA	Pro	2	Martinet by Alméras	FRA	Porsche 911 GT3 Cup	55	40	1:49.966	0.050	0.050	189.6
3	99	Benjamin Paque	BEL	Pro	3	Forestier Racing CLRT	FRA	Porsche 911 GT3 Cup	55	31	1:50.134	0.218	0.168	189.3
4	5	Mathys Jaubert	FRA	Pro	4	TFT Racing	FRA	Porsche 911 GT3 Cup	62	33	1:50.816	0.900	0.682	188.1
5	12	Ludovic Loeul	FRA	Am	1	Porsche Lorient Racing	FRA	Porsche 911 GT3 Cup	64	10	1:50.870	0.954	0.054	188.1
6	76	Louis Perrot	FRA	Pro	5	IMSA LS Group Performance	FRA	Porsche 911 GT3 Cup	66	44	1:50.977	1.061	0.107	187.9
7	29	Louis Rousset	FRA	Pro	6	Forestier Racing CLRT	FRA	Porsche 911 GT3 Cup	52	30	1:50.991	1.075	0.014	187.8
8	77	Jérémy Sarhy	FRA	Pro	7	Racing Technology	FRA	Porsche 911 GT3 Cup	45	28	1:50.993	1.077	0.002	187.8
9	27	Marlon Hernandez	FRA	Pro	8	ABM	FRA	Porsche 911 GT3 Cup	60	42	1:51.094	1.178	0.101	187.7
10	7	Jérôme Boullery	FRA	Pro-Am	1	Racing Technology	FRA	Porsche 911 GT3 Cup	42	32	1:51.164	1.248	0.070	187.6
11	89	Bashar Mardini	CAN	Pro-Am	2	Tsunami RT	ITA	Porsche 911 GT3 Cup	49	38	1:51.675	1.759	0.511	186.7
12	2	Marc Guillot	FRA	Pro-Am	3	HERRERO Racing	FRA	Porsche 911 GT3 Cup	62	19	1:51.895	1.979	0.220	186.3
13	74	Victor Blugeon	FRA	Pro	9	ABM	FRA	Porsche 911 GT3 Cup	64	35	1:52.035	2.119	0.140	186.1
14	38	Sébastien Dussollet	FRA	Pro-Am	4	ABM	FRA	Porsche 911 GT3 Cup	46	32	1:52.233	2.317	0.198	185.8
15	911	Christophe Lapierre	FRA	Pro-Am	5	Martinet by Alméras	FRA	Porsche 911 GT3 Cup	58	43	1:52.236	2.320	0.003	185.8
16	921	Fernando Monje	ESP	Pro	10	Martinet by Alméras	FRA	Porsche 911 GT3 Cup	47	29	1:52.293	2.377	0.057	185.7
17	53	Arthur Mathieu	FRA	Pro	11	Martinet by Alméras	FRA	Porsche 911 GT3 Cup	48	26	1:52.371	2.455	0.078	185.5
18	59	Maxence Maurice	FRA	Pro-Am	6	IMSA LS Group Performance	FRA	Porsche 911 GT3 Cup	71	40	1:52.574	2.658	0.203	185.2
19	56	Frédéric Ancel	FRA	Pro-Am	7	Porsche Lorient Racing	FRA	Porsche 911 GT3 Cup	43	6	1:52.822	2.906	0.248	184.8
20	73	Sébastien Poisson	FRA	Am	2	ABM	FRA	Porsche 911 GT3 Cup	63	31	1:52.846	2.930	0.024	184.8
21	49	Karim Ajlani	CHE	Am	3	ABM	FRA	Porsche 911 GT3 Cup	59	33	1:52.896	2.980	0.050	184.7
22	24	Alexandre Leroy	BEL	Am	4	TFT Racing	FRA	Porsche 911 GT3 Cup	66	36	1:53.045	3.129	0.149	184.4
23	66	Gilles Colombani	FRA	Am	5	Team Clairet Sport	FRA	Porsche 911 GT3 Cup	58	41	1:53.605	3.689	0.560	183.5
24	78	Dominique Bastien	USA	Am	6	Speedlover	BEL	Porsche 911 GT3 Cup	42	32	1:54.470	4.554	0.865	182.1

Published at:.....

Track Temp: **22.4 °C** Air Temp: **20.0 °C** Humidity: **90 %** Track Status: **WET**

Race Director:

Timekeeper:

Luis Garcia
 JOB-1605-ESP/M





Autodromo Nazionale Monza
Porsche Carrera Cup France
Private test
Provisional Results by Category



Pro														
Clas	Nº	Driver	Nat	Cat	Clas	Team	Nat	Vehicle	Laps	Best	Time	Gap	Interval	Km/h
1	1	Marvin Klein	FRA	Pro	1	TFT Racing	FRA	Porsche 911 GT3 Cup	61	47	1:49.916			189.7
2	22	Alessandro Ghiretti	FRA	Pro	2	Martinet by Alméras	FRA	Porsche 911 GT3 Cup	55	40	1:49.966	0.050	0.050	189.6
3	99	Benjamin Paque	BEL	Pro	3	Forestier Racing CLRT	FRA	Porsche 911 GT3 Cup	55	31	1:50.134	0.218	0.168	189.3
4	5	Mathys Jaubert	FRA	Pro	4	TFT Racing	FRA	Porsche 911 GT3 Cup	62	33	1:50.816	0.900	0.682	188.1
5	76	Louis Perrot	FRA	Pro	5	IMSA LS Group Performance	FRA	Porsche 911 GT3 Cup	66	44	1:50.977	1.061	0.161	187.9
6	29	Louis Rousset	FRA	Pro	6	Forestier Racing CLRT	FRA	Porsche 911 GT3 Cup	52	30	1:50.991	1.075	0.014	187.8
7	77	Jérémy Sarhy	FRA	Pro	7	Racing Technology	FRA	Porsche 911 GT3 Cup	45	28	1:50.993	1.077	0.002	187.8
8	27	Marlon Hernandez	FRA	Pro	8	ABM	FRA	Porsche 911 GT3 Cup	60	42	1:51.094	1.178	0.101	187.7
9	74	Victor Blugeon	FRA	Pro	9	ABM	FRA	Porsche 911 GT3 Cup	64	35	1:52.035	2.119	0.941	186.1
10	921	Fernando Monje	ESP	Pro	10	Martinet by Alméras	FRA	Porsche 911 GT3 Cup	47	29	1:52.293	2.377	0.258	185.7
11	53	Arthur Mathieu	FRA	Pro	11	Martinet by Alméras	FRA	Porsche 911 GT3 Cup	48	26	1:52.371	2.455	0.078	185.5

Pro-Am														
Clas	Nº	Driver	Nat	Cat	Clas	Team	Nat	Vehicle	Laps	Best	Time	Gap	Interval	Km/h
1	7	Jérôme Boullery	FRA	Pro-Am	1	Racing Technology	FRA	Porsche 911 GT3 Cup	42	32	1:51.164			187.6
2	89	Bashar Mardini	CAN	Pro-Am	2	Tsunami RT	ITA	Porsche 911 GT3 Cup	49	38	1:51.675	0.511	0.511	186.7
3	2	Marc Guillot	FRA	Pro-Am	3	HERRERO Racing	FRA	Porsche 911 GT3 Cup	62	19	1:51.895	0.731	0.220	186.3
4	38	Sébastien Dussollet	FRA	Pro-Am	4	ABM	FRA	Porsche 911 GT3 Cup	46	32	1:52.233	1.069	0.338	185.8
5	911	Christophe Lapiere	FRA	Pro-Am	5	Martinet by Alméras	FRA	Porsche 911 GT3 Cup	58	43	1:52.236	1.072	0.003	185.8
6	59	Maxence Maurice	FRA	Pro-Am	6	IMSA LS Group Performance	FRA	Porsche 911 GT3 Cup	71	40	1:52.574	1.410	0.338	185.2
7	56	Frédéric Ancel	FRA	Pro-Am	7	Porsche Lorient Racing	FRA	Porsche 911 GT3 Cup	43	6	1:52.822	1.658	0.248	184.8

Am														
Clas	Nº	Driver	Nat	Cat	Clas	Team	Nat	Vehicle	Laps	Best	Time	Gap	Interval	Km/h
1	12	Ludovic Loel	FRA	Am	1	Porsche Lorient Racing	FRA	Porsche 911 GT3 Cup	64	10	1:50.870			188.1
2	73	Sébastien Poisson	FRA	Am	2	ABM	FRA	Porsche 911 GT3 Cup	63	31	1:52.846	1.976	1.976	184.8
3	49	Karim Ajlani	CHE	Am	3	ABM	FRA	Porsche 911 GT3 Cup	59	33	1:52.896	2.026	0.050	184.7
4	24	Alexandre Leroy	BEL	Am	4	TFT Racing	FRA	Porsche 911 GT3 Cup	66	36	1:53.045	2.175	0.149	184.4
5	66	Gilles Colombani	FRA	Am	5	Team Clairet Sport	FRA	Porsche 911 GT3 Cup	58	41	1:53.605	2.735	0.560	183.5
6	78	Dominique Bastien	USA	Am	6	Speedlover	BEL	Porsche 911 GT3 Cup	42	32	1:54.470	3.600	0.865	182.1

Published at:.....

Track Temp: 22.4 °C Air Temp: 20.0 °C Humidity: 90 % Track Status: WET

Race Director:

Timekeeper:

Luis Garcia
 JOB-1605-ESP/M





Autodromo Nazionale Monza
Porsche Carrera Cup France
Private test

PORSCHE
CARRERA CUP
FRANCE

Provisional Results by Class

Clas	Nº	Driver	Nat	Cat	Clas	Team	Nat	Vehicle	Laps	Best	Time	Gap	Interval	Km/h
1	1	Marvin Klein	FRA			TFT Racing	FRA	Porsche 911 GT3 Cup	61	47	1:49.916			189.7
2	22	Alessandro Ghiretti	FRA			Martinet by Alméras	FRA	Porsche 911 GT3 Cup	55	40	1:49.966	0.050	0.050	189.6
3	12	Ludovic Loeul	FRA			Porsche Lorient Racing	FRA	Porsche 911 GT3 Cup	64	10	1:50.870	0.954	0.904	188.1
4	76	Louis Perrot	FRA			IMSA LS Group Performance	FRA	Porsche 911 GT3 Cup	66	44	1:50.977	1.061	0.107	187.9
5	77	Jérémy Sarhy	FRA			Racing Technology	FRA	Porsche 911 GT3 Cup	45	28	1:50.993	1.077	0.016	187.8
6	7	Jérôme Boullery	FRA			Racing Technology	FRA	Porsche 911 GT3 Cup	42	32	1:51.164	1.248	0.171	187.6
7	89	Bashar Mardini	CAN			Tsunami RT	ITA	Porsche 911 GT3 Cup	49	38	1:51.675	1.759	0.511	186.7
8	2	Marc Guillot	FRA			HERRERO Racing	FRA	Porsche 911 GT3 Cup	62	19	1:51.895	1.979	0.220	186.3
9	74	Victor Blugeon	FRA			ABM	FRA	Porsche 911 GT3 Cup	64	35	1:52.035	2.119	0.140	186.1
10	38	Sébastien Dussolliet	FRA			ABM	FRA	Porsche 911 GT3 Cup	46	32	1:52.233	2.317	0.198	185.8
11	911	Christophe Lapiere	FRA			Martinet by Alméras	FRA	Porsche 911 GT3 Cup	58	43	1:52.236	2.320	0.003	185.8
12	921	Fernando Monje	ESP			Martinet by Alméras	FRA	Porsche 911 GT3 Cup	47	29	1:52.293	2.377	0.057	185.7
13	53	Arthur Mathieu	FRA			Martinet by Alméras	FRA	Porsche 911 GT3 Cup	48	26	1:52.371	2.455	0.078	185.5
14	59	Maxence Maurice	FRA			IMSA LS Group Performance	FRA	Porsche 911 GT3 Cup	71	40	1:52.574	2.658	0.203	185.2
15	56	Frédéric Ancel	FRA			Porsche Lorient Racing	FRA	Porsche 911 GT3 Cup	43	6	1:52.822	2.906	0.248	184.8
16	73	Sébastien Poisson	FRA			ABM	FRA	Porsche 911 GT3 Cup	63	31	1:52.846	2.930	0.024	184.8
17	49	Karim Ajlani	CHE			ABM	FRA	Porsche 911 GT3 Cup	59	33	1:52.896	2.980	0.050	184.7
18	24	Alexandre Leroy	BEL			TFT Racing	FRA	Porsche 911 GT3 Cup	66	36	1:53.045	3.129	0.149	184.4
19	66	Gilles Colombani	FRA			Team Clairet Sport	FRA	Porsche 911 GT3 Cup	58	41	1:53.605	3.689	0.560	183.5
20	78	Dominique Bastien	USA			Speedlover	BEL	Porsche 911 GT3 Cup	42	32	1:54.470	4.554	0.865	182.1

Rookie

Clas	Nº	Driver	Nat	Cat	Clas	Team	Nat	Vehicle	Laps	Best	Time	Gap	Interval	Km/h
1	99	Benjamin Paque	BEL	R	1	Forestier Racing CLRT	FRA	Porsche 911 GT3 Cup	55	31	1:50.134			189.3
2	5	Mathys Jaubert	FRA	R	2	TFT Racing	FRA	Porsche 911 GT3 Cup	62	33	1:50.816	0.682	0.682	188.1
3	29	Louis Rousset	FRA	R	3	Forestier Racing CLRT	FRA	Porsche 911 GT3 Cup	52	30	1:50.991	0.857	0.175	187.8
4	27	Marlon Hernandez	FRA	R	4	ABM	FRA	Porsche 911 GT3 Cup	60	42	1:51.094	0.960	0.103	187.7

Published at:.....

Track Temp: **22.4 °C** Air Temp: **20.0 °C** Humidity: **90 %** Track Status: **WET**

Race Director:

Timekeeper:

Luis Garcia
 JOB-1605-ESP/M





Autodromo Nazionale Monza
Porsche Carrera Cup France
 Private test



Provisional 2 Fastest Lap Results

Clas	Nº	Driver	Nat	Cat	Clas	Team	Nat	Vehicle	Laps	Best	Time	Gap	Interval	Km/h
1	1	Marvin Klein	FRA	Pro	1	TFT Racing	FRA	Porsche 911 GT3 Cup	61	46	1:50.003			189.7
2	22	Alessandro Ghiretti	FRA	Pro	2	Martinet by Alméras	FRA	Porsche 911 GT3 Cup	55	39	1:50.160	0.157	0.157	189.6
3	99	Benjamin Paque	BEL	Pro	3	Forestier Racing CLRT	FRA	Porsche 911 GT3 Cup	55	30	1:50.261	0.258	0.101	189.3
4	5	Mathys Jaubert	FRA	Pro	4	TFT Racing	FRA	Porsche 911 GT3 Cup	62	47	1:50.849	0.846	0.588	188.1
5	12	Ludovic Loeul	FRA	Am	1	Porsche Lorient Racing	FRA	Porsche 911 GT3 Cup	64	9	1:50.903	0.900	0.054	188.1
6	29	Louis Rousset	FRA	Pro	5	Forestier Racing CLRT	FRA	Porsche 911 GT3 Cup	52	37	1:51.029	1.026	0.126	187.8
7	76	Louis Perrot	FRA	Pro	6	IMSA LS Group Performance	FRA	Porsche 911 GT3 Cup	66	46	1:51.035	1.032	0.006	187.9
8	77	Jérémy Sarhy	FRA	Pro	7	Racing Technology	FRA	Porsche 911 GT3 Cup	45	27	1:51.184	1.181	0.149	187.8
9	27	Marlon Hernandez	FRA	Pro	8	ABM	FRA	Porsche 911 GT3 Cup	60	41	1:51.238	1.235	0.054	187.7
10	7	Jérôme Boullery	FRA	Pro-Am	1	Racing Technology	FRA	Porsche 911 GT3 Cup	42	36	1:51.456	1.453	0.218	187.6
11	89	Bashar Mardini	CAN	Pro-Am	2	Tsunami RT	ITA	Porsche 911 GT3 Cup	49	39	1:51.675	1.672	0.219	186.7
12	2	Marc Guillot	FRA	Pro-Am	3	HERRERO Racing	FRA	Porsche 911 GT3 Cup	62	40	1:51.895	1.892	0.220	186.3
13	74	Victor Blugeon	FRA	Pro	9	ABM	FRA	Porsche 911 GT3 Cup	64	32	1:52.125	2.122	0.230	186.1
14	921	Fernando Monje	ESP	Pro	10	Martinet by Alméras	FRA	Porsche 911 GT3 Cup	47	17	1:52.341	2.338	0.216	185.7
15	53	Arthur Mathieu	FRA	Pro	11	Martinet by Alméras	FRA	Porsche 911 GT3 Cup	48	32	1:52.405	2.402	0.064	185.5
16	911	Christophe Lapierre	FRA	Pro-Am	4	Martinet by Alméras	FRA	Porsche 911 GT3 Cup	58	36	1:52.484	2.481	0.079	185.8
17	38	Sébastien Dussollet	FRA	Pro-Am	5	ABM	FRA	Porsche 911 GT3 Cup	46	31	1:52.635	2.632	0.151	185.8
18	59	Maxence Maurice	FRA	Pro-Am	6	IMSA LS Group Performance	FRA	Porsche 911 GT3 Cup	71	38	1:52.695	2.692	0.060	185.2
19	73	Sébastien Poisson	FRA	Am	2	ABM	FRA	Porsche 911 GT3 Cup	63	37	1:52.975	2.972	0.280	184.8
20	24	Alexandre Leroy	BEL	Am	3	TFT Racing	FRA	Porsche 911 GT3 Cup	66	37	1:53.227	3.224	0.252	184.4
21	49	Karim Ajlani	CHE	Am	4	ABM	FRA	Porsche 911 GT3 Cup	59	32	1:53.619	3.616	0.392	184.7
22	66	Gilles Colombani	FRA	Am	5	Team Clairet Sport	FRA	Porsche 911 GT3 Cup	58	33	1:53.953	3.950	0.334	183.5
23	56	Frédéric Ancel	FRA	Pro-Am	7	Porsche Lorient Racing	FRA	Porsche 911 GT3 Cup	43	16	1:54.089	4.086	0.136	184.8
24	78	Dominique Bastien	USA	Am	6	Speedlover	BEL	Porsche 911 GT3 Cup	42	19	1:54.726	4.723	0.637	182.1

Published at:.....


Track Temp: 22.4 °C Air Temp: 20.0 °C Humidity: 90 % Track Status: WET

Race Director:

Timekeeper:

Luis Garcia
 JOB-1605-ESP/M






Autodromo Nazionale Monza
Porsche Carrera Cup France
Private test
Lap Analysis

PORSCHE
CARRERA CUP
FRANCE

1							1								
Pro							Pro								
Lap	D	Time	Sector 1	Sector 2	Sector 3	T. Spd	Elapsed	Lap	D	Time	Sector 1	Sector 2	Sector 3	T. Spd	Elapsed
1		13:02:28.803	13:01:06.235	40.808	41.760	122.7	13:02:28.803	56		4:23.730 P	38.415	41.784	3:03.531	205.3	16:44:42.212
2		1:56.254	36.425	39.543	40.286	203.7	13:04:25.057	57		5:39.247	4:11.714	43.570	43.963	159.0	16:50:21.459
3		1:52.471	35.636	38.225	38.610	244.3	13:06:17.528	58		2:06.012	38.882	43.215	43.915	213.0	16:52:27.471
4		1:51.553	35.233	38.068	38.252	257.7	13:08:09.081	59		2:05.758	38.956	43.078	43.724	224.0	16:54:33.229
5		1:52.018	35.273	37.921	38.824	268.6	13:10:01.099	60		2:03.718	38.213	41.329	44.176	222.6	16:56:36.947
6		1:51.106	35.137	37.758	38.211	264.0	13:11:52.205	61		2:14.928 P	38.779	44.354	51.795	205.3	16:58:51.875
7		2:06.756 P	37.575	41.068	48.113	248.8	13:13:58.961	2							
8		6:12.264	4:55.220	38.019	39.025	176.4	13:20:11.225	Marc Guillot Porsche 911 GT3 Cup							
9		1:54.574	35.366	37.923	41.285	266.0	13:22:05.799	Pro-Am HERRERO Racing							
10		1:50.784	35.025	37.592	38.167	267.3	13:23:56.583	Lap	D	Time	Sector 1	Sector 2	Sector 3	T. Spd	Elapsed
11		1:50.832	34.999	37.670	38.163	267.3	13:25:47.415	1		13:04:47.974	13:03:16.957	45.656	45.361	128.5	13:04:47.974
12		5:16.757 P	35.787	38.149	4:02.821	255.9	13:31:04.172	2		2:01.479	38.008	42.147	41.324	197.8	13:06:49.453
13		8:47.954	7:29.016	39.749	39.189	202.2	13:39:52.126	3		1:57.301	36.288	40.211	40.802	229.7	13:08:46.754
14		1:53.467	35.785	38.667	39.015	250.0	13:41:45.593	4		1:55.328	36.106	39.227	39.995	235.2	13:10:42.082
15		1:52.639	35.456	38.501	38.682	258.9	13:43:38.232	5		2:02.754 P	35.897	39.333	47.524	240.5	13:12:44.836
16		1:52.705	35.223	38.871	38.611	262.1	13:45:30.937	6		4:35.325	3:14.534	39.520	41.271	204.1	13:17:20.161
17		1:52.023	35.139	38.399	38.485	264.7	13:47:22.960	7		1:54.403	35.775	39.170	39.458	237.8	13:19:14.564
18		2:02.811 P	35.051	38.408	49.352	265.3	13:49:25.771	8		1:54.592	36.092	39.178	39.322	238.4	13:21:09.156
19		10:56.202	9:36.874	39.724	39.604	176.1	14:00:21.973	9		1:53.916	35.360	39.390	39.166	262.7	13:23:03.072
20		1:51.461	35.415	37.894	38.152	258.9	14:02:13.434	10		1:53.553	35.733	38.895	38.925	260.8	13:24:56.625
21		1:50.320	35.030	37.478	37.812	267.3	14:04:03.754	11		1:52.899	35.462	38.531	38.906	260.2	13:26:49.524
22		1:50.621	35.048	37.436	38.137	269.3	14:05:54.375	12		1:52.554	35.342	38.468	38.744	260.2	13:28:42.078
23		1:55.243	35.235	38.196	41.812	270.0	14:07:49.618	13		1:52.632	35.225	38.494	38.913	263.4	13:30:34.710
24		1:50.542	35.081	37.535	37.926	268.6	14:09:40.160	14		2:00.142 P	35.326	38.965	45.851	265.3	13:32:34.852
25		1:50.062	34.837	37.460	37.765	270.0	14:11:30.222	15		12:37.776	11:04.963	47.388	45.425	137.7	13:45:12.628
26		8:50.981 P	34.841	37.555	7:38.585	268.6	14:20:21.203	16		2:02.689	37.387	42.607	42.695	204.9	13:47:15.317
27		5:51.001	4:34.213	38.435	38.353	200.7	14:26:12.204	17		1:52.716	35.524	38.573	38.619	250.5	13:49:08.033
28		1:52.781	35.132	39.478	38.171	266.0	14:28:04.985	18		1:52.076	35.426	38.089	38.561	266.6	13:51:00.109
29		1:50.754	34.997	37.690	38.067	266.6	14:29:55.739	19		1:51.895	35.355	38.084	38.456	268.6	13:52:52.004
30		1:50.357	34.970	37.511	37.876	266.6	14:31:46.096	20		1:51.973	35.210	38.304	38.459	267.3	13:54:43.977
31		2:00.621 P	34.971	37.730	47.920	270.0	14:33:46.717	21		1:52.085	35.335	38.197	38.553	268.6	13:56:36.062
32		7:27.778	6:08.207	40.211	39.360	190.1	14:41:14.495	22		2:10.559 P	38.103	43.817	48.639	268.6	13:58:46.621
33		1:50.785	35.005	37.730	38.050	266.6	14:43:05.280	23		25:10.770	23:46.245	43.111	41.414	163.3	14:23:57.391
34		1:50.458	34.904	37.677	37.877	269.3	14:44:55.738	24		1:55.110	36.035	39.413	39.662	250.5	14:25:52.501
35		1:50.373	34.969	37.487	37.917	265.3	14:46:46.111	25		1:55.447	36.255	38.981	40.211	246.0	14:27:47.948
36		2:02.303 P	34.873	37.967	49.463	267.9	14:48:48.414	26		1:53.238	35.590	38.832	38.816	262.7	14:29:41.186
37		14:14.667 P	8:59.029	38.397	4:37.241	207.6	15:03:03.081	27		1:52.612	35.366	38.372	38.874	262.1	14:31:33.798
38		7:45.678	6:06.434	55.187	44.057	142.6	15:10:48.759	28		1:53.117	35.489	38.796	38.832	269.3	14:33:26.915
39		2:02.190	36.626	40.986	44.578	248.2	15:12:50.949	29		1:52.382	35.383	38.377	38.622	265.3	14:35:19.297
40		1:56.569	37.330	39.790	39.449	252.3	15:14:47.518	30		1:55.531	35.390	39.799	40.342	264.0	14:37:14.828
41		1:51.102	34.822	37.997	38.283	268.6	15:16:38.620	31		1:52.248	35.488	38.175	38.585	264.7	14:39:07.076
42		1:52.511	35.050	37.553	39.908	268.6	15:18:31.131	32		1:59.752 P	35.467	38.644	45.641	264.0	14:41:06.828
43		1:59.427 P	34.857	36.844	47.726	267.9	15:20:30.558	33		5:44.575	4:25.911	38.880	39.784	181.2	14:46:51.403
44		7:33.238	6:17.150	38.014	38.074	201.4	15:28:03.796	34		1:54.729	36.730	38.812	39.187	221.3	14:48:46.132
45		1:50.167	34.852	37.462	37.853	268.6	15:29:53.963	35		1:52.155	35.448	37.954	38.753	260.8	14:50:38.287
46		1:50.003	34.779	37.350	37.874	267.9	15:31:43.966	36		1:52.072	35.296	38.270	38.506	266.6	14:52:30.359
47		1:49.916	34.838	37.359	37.719	267.3	15:33:33.882	37		2:00.895 P	35.293	38.938	46.664	267.3	14:54:31.254
48		1:50.014	34.886	37.274	37.854	270.0	15:35:23.896	38		7:32.782	6:09.151	42.816	40.815	180.0	15:02:04.036
49		4:25.524 P	34.820	41.286	3:09.418	267.9	15:39:49.420	39		1:52.261	35.265	38.470	38.526	260.2	15:03:56.297
50		20:24.899	18:48.801	44.917	51.181	127.2	16:00:14.319	40		1:51.895	35.203	38.244	38.448	264.7	15:05:48.192
51		2:09.695	39.625	45.653	44.417	192.1	16:02:24.014	41		1:55.676	37.986	38.884	38.806	273.4	15:07:43.868
52		2:18.300 P	38.765	46.248	53.287	198.8	16:04:42.314	42		1:52.142	35.349	38.308	38.485	266.0	15:09:36.010
53		31:26.397	29:57.248	44.580	44.569	146.1	16:36:08.711	43		2:02.624 P	35.421	39.368	47.835	268.6	15:11:38.634
54		2:06.468	39.054	43.429	43.985	191.1	16:38:15.179	44		6:32.004	5:13.880	39.381	38.743	180.6	15:18:10.638
55		2:03.303	38.677	40.931	43.695	193.2	16:40:18.482	45		1:54.570	35.421	38.391	40.758	263.4	15:20:05.208





Autodromo Nazionale Monza
Porsche Carrera Cup France
Private test
Lap Analysis



2 Marc Guillot Porsche 911 GT3 Cup **5** Mathys Jaubert Porsche 911 GT3 Cup

Pro-Am							HERRERO Racing							Pro							TFT Racing										
Lap	D	Time	Sector 1	Sector 2	Sector 3	T. Spd	Elapsed	Lap	D	Time	Sector 1	Sector 2	Sector 3	T. Spd	Elapsed	Lap	D	Time	Sector 1	Sector 2	Sector 3	T. Spd	Elapsed	Lap	D	Time	Sector 1	Sector 2	Sector 3	T. Spd	Elapsed
46		2:49.109	P	43.462	55.230	1:10.417	181.5	15:22:54.317	35		5:17.871	P	35.077	39.806	4:02.988	271.3	14:51:14.770														
47		43:47.452		42:10.712	48.097	48.643	157.6	16:06:41.769	36		8:56.777		7:39.200	38.820	38.757	203.7	15:00:11.547														
48		2:20.136		47.304	46.077	46.755	149.1	16:09:01.905	37		1:51.729		35.437	37.948	38.344	264.0	15:02:03.276														
49		2:19.948		43.482	47.433	49.033	158.5	16:11:21.853	38		1:51.255		34.987	38.004	38.264	270.0	15:03:54.531														
50		2:27.380	P	43.607	46.784	56.989	164.8	16:13:49.233	39		1:50.972		34.968	37.809	38.195	270.6	15:05:45.503														
51		22:16.925		20:45.501	45.401	46.023	148.9	16:36:06.158	40		4:45.070	P	35.209	38.683	3:31.178	270.0	15:10:30.573														
52		2:13.055		42.373	45.319	45.363	200.3	16:38:19.213	41		7:07.527		5:33.395	46.282	47.850	121.7	15:17:38.100														
53		2:10.309		40.598	44.725	44.986	196.0	16:40:29.522	42		2:17.205		40.776	50.887	45.542	212.5	15:19:55.305														
54		2:10.003		39.994	44.395	45.614	211.7	16:42:39.525	43		2:54.917	P	43.264	59.836	1:11.817	261.5	15:22:50.222														
55		2:07.428		39.479	42.102	45.847	198.8	16:44:46.953	44		5:14.643		3:56.725	39.032	38.886	202.6	15:28:04.865														
56		2:07.961		39.196	43.038	45.727	205.3	16:46:54.914	45		1:50.943		34.985	37.867	38.091	267.9	15:29:55.808														
57		2:10.612		41.182	44.761	44.669	213.0	16:49:05.526	46		1:51.105		35.077	37.809	38.219	272.7	15:31:46.913														
58		2:07.358		38.923	43.209	45.226	206.8	16:51:12.884	47		1:50.849		35.124	37.564	38.161	271.3	15:33:37.762														
59		2:08.854		39.304	44.439	45.111	206.1	16:53:21.738	48		2:06.404	P	39.469	39.789	47.146	272.7	15:35:44.166														
60		2:26.927	P	38.994	54.160	53.773	208.4	16:55:48.665	49		26:40.554		25:04.828	48.460	47.266	154.5	16:02:24.720														
61		4:26.294		2:56.825	44.819	44.650	150.2	17:00:14.959	50		2:07.833		39.057	44.216	44.560	187.8	16:04:32.553														
62		2:24.504	P	42.433	45.167	56.904	163.6	17:02:39.463	51		2:27.435	P	40.587	48.451	58.397	210.5	16:06:59.988														

5 Mathys Jaubert Porsche 911 GT3 Cup

Pro							TFT Racing										
Lap	D	Time	Sector 1	Sector 2	Sector 3	T. Spd	Elapsed	Lap	D	Time	Sector 1	Sector 2	Sector 3	T. Spd	Elapsed		
1		13:02:34.582		13:01:07.830	43.307	43.445	115.1	13:02:34.582	52		29:23.808		27:48.813	48.388	46.607	114.6	16:36:23.796
2		1:57.722		37.046	40.497	40.179	211.7	13:04:32.304	53		2:07.038		38.045	43.740	45.253	214.2	16:38:30.834
3		2:00.347		36.511	40.040	43.796	240.5	13:06:32.651	54		2:07.254		38.776	43.846	44.632	206.8	16:40:38.088
4		1:54.342		35.830	39.113	39.399	252.3	13:08:26.993	55		2:08.639		39.402	44.624	44.613	223.1	16:42:46.727
5		1:58.017		38.761	39.639	39.617	258.3	13:10:25.010	56		2:08.706		39.905	44.329	44.472	204.1	16:44:55.433
6		1:53.303		35.481	38.753	39.069	247.7	13:12:18.313	57		4:18.743	P	38.736	44.332	2:55.675	210.9	16:49:14.176
7		2:04.467	P	35.468	38.651	50.348	260.2	13:14:22.780	58		4:48.294		3:20.495	43.827	43.972	180.9	16:54:02.470
8		5:53.929		4:32.896	38.905	42.128	183.0	13:20:16.709	59		2:06.309		38.541	43.998	43.770	191.8	16:56:08.779
9		1:52.667		35.397	38.579	38.691	254.1	13:22:09.376	60		2:06.417		38.583	44.060	43.774	200.7	16:58:15.196
10		1:53.008		35.404	38.576	39.028	259.6	13:24:02.384	61		2:06.254		38.466	43.921	43.867	204.9	17:00:21.450
11		1:52.643		35.388	38.424	38.831	261.5	13:25:55.027	62		2:20.268	P	38.485	44.402	57.381	207.6	17:02:41.718
12		7:47.811	P	35.404	38.553	6:33.854	256.5	13:33:42.838									
13		6:02.000		4:45.040	38.528	38.432	200.3	13:39:44.838									
14		1:51.766		35.249	38.060	38.457	255.9	13:41:36.604									
15		1:52.439		35.784	38.192	38.463	246.5	13:43:29.043									
16		1:51.108		35.096	37.855	38.157	266.6	13:45:20.151									
17		1:54.409		35.107	38.331	40.971	265.3	13:47:14.560									
18		2:03.981	P	35.176	38.631	50.174	266.0	13:49:18.541									
19		11:55.588		10:35.855	40.404	39.329	171.9	14:01:14.129									
20		1:52.436		35.488	38.262	38.686	260.8	14:03:06.565									
21		1:51.909		35.306	38.189	38.414	265.3	14:04:58.474									
22		1:51.193		35.124	37.937	38.132	268.6	14:06:49.667									
23		1:52.146		35.072	37.938	39.136	270.0	14:08:41.813									
24		1:51.015		35.021	37.779	38.215	271.3	14:10:32.828									
25		7:31.671	P	34.963	37.815	6:18.893	267.3	14:18:04.499									
26		6:44.767		5:27.135	38.750	38.882	205.3	14:24:49.266									
27		1:51.245		35.240	37.783	38.222	265.3	14:26:40.511									
28		1:51.250		35.079	37.857	38.314	270.0	14:28:31.761									
29		1:50.928		34.999	37.884	38.045	269.3	14:30:22.689									
30		2:09.139	P	35.189	38.181	55.769	267.3	14:32:31.828									
31		7:51.860		6:34.300	38.810	38.750	192.8	14:40:23.688									
32		1:51.399		35.134	37.884	38.381	266.6	14:42:15.087									
33		1:50.816		34.965	37.651	38.200	269.3	14:44:05.903									
34		1:50.996		35.062	37.672	38.262	268.6	14:45:56.899									





Autodromo Nazionale Monza
Porsche Carrera Cup France
Private test
Lap Analysis




7 Jérôme Boullery Porsche 911 GT3 Cup **12** Ludovic Loeul Porsche 911 GT3 Cup

Pro-Am							Racing Technology							Am									
Lap	D	Time	Sector 1	Sector 2	Sector 3	T. Spd	Elapsed	Lap	D	Time	Sector 1	Sector 2	Sector 3	T. Spd	Elapsed	Lap	D	Time	Sector 1	Sector 2	Sector 3	T. Spd	Elapsed
1		13:06:53.225	13:05:20.171	49.373	43.681	127.8	13:06:53.225	10		1:50.870	34.941	37.804	38.125	266.6	13:55:19.966								
2		1:58.692	36.530	41.588	40.574	219.0	13:08:51.917	11		2:02.633 P	34.996	38.495	49.142	263.4	13:57:22.599								
3		1:55.863	36.323	39.945	39.595	231.7	13:10:47.780	12		12:42.714	11:18.200	42.617	41.897	185.8	14:10:05.313								
4		1:55.763	35.959	39.889	39.915	249.4	13:12:43.543	13		2:29.300 P	45.125	44.266	59.909	251.1	14:12:34.613								
5		1:53.514	35.626	38.910	38.978	253.5	13:14:37.057	14		7:15.126	5:48.785	43.209	43.132	157.4	14:19:49.739								
6		1:53.490	35.451	39.016	39.023	258.3	13:16:30.547	15		2:01.418	37.609	41.442	42.367	220.4	14:21:51.157								
7		1:53.489	35.556	38.840	39.093	254.1	13:18:24.036	16		1:58.690	36.246	41.060	41.384	238.4	14:23:49.847								
8		2:01.642 P	35.391	38.805	47.446	258.9	13:20:25.678	17		2:00.150	36.051	41.440	42.659	245.4	14:25:49.997								
9		6:11.824	4:52.557	39.945	39.322	206.8	13:26:37.502	18		1:58.844	37.219	40.159	41.466	244.3	14:27:48.841								
10		1:53.263	35.373	38.789	39.101	261.5	13:28:30.765	19		1:56.030	35.837	39.688	40.505	247.7	14:29:44.871								
11		1:53.316	35.348	38.856	39.112	263.4	13:30:24.081	20		1:55.708	35.965	39.539	40.204	252.3	14:31:40.579								
12		1:52.677	35.510	38.573	38.594	251.7	13:32:16.758	21		1:55.293	35.618	39.573	40.102	255.9	14:33:35.872								
13		1:52.370	35.255	38.725	38.390	263.4	13:34:09.128	22		2:28.392 P	35.713	53.129	59.550	253.5	14:36:04.264								
14		1:52.246	35.230	38.740	38.276	265.3	13:36:01.374	23		19:16.610	17:50.010	42.825	43.775	125.2	14:55:20.874								
15		1:53.228	35.509	39.071	38.648	248.8	13:37:54.602	24		2:14.931 P	40.831	41.825	52.275	198.5	14:57:35.805								
16		1:51.972	35.175	38.350	38.447	260.8	13:39:46.574	25		3:53.519	2:31.969	40.252	41.298	175.6	15:01:29.324								
17		2:00.182 P	35.135	38.391	46.656	263.4	13:41:46.756	26		1:56.600	36.559	39.589	40.452	242.1	15:03:25.924								
18		47:51.534	46:27.127	43.356	41.051	193.8	14:29:38.290	27		1:55.382	35.870	39.379	40.133	249.4	15:05:21.306								
19		1:56.875	36.012	41.207	39.656	241.0	14:31:35.165	28		1:55.251	35.830	39.449	39.972	237.8	15:07:16.557								
20		1:53.288	35.604	38.893	38.791	257.7	14:33:28.453	29		1:54.597	35.705	39.230	39.662	254.1	15:09:11.154								
21		1:52.745	35.335	38.678	38.732	262.7	14:35:21.198	30		1:53.903	35.522	39.042	39.339	257.7	15:11:05.057								
22		1:56.372	35.175	37.984	43.213	264.0	14:37:17.570	31		1:54.419	35.452	39.542	39.425	257.7	15:12:59.476								
23		1:55.673	36.610	38.952	40.111	267.3	14:39:13.243	32		1:54.331	35.542	39.289	39.500	259.6	15:14:53.807								
24		1:52.531	35.394	38.669	38.468	258.9	14:41:05.774	33		1:54.346	35.685	39.336	39.325	259.6	15:16:48.153								
25		1:59.969 P	35.408	38.535	46.026	263.4	14:43:05.743	34		1:53.946	35.463	39.148	39.335	257.1	15:18:42.099								
26		6:05.486	4:36.968	43.545	44.973	114.4	14:49:11.229	35		2:16.905 P	35.859	39.409	1:01.637	260.8	15:20:59.004								
27		1:54.298	36.171	39.286	38.841	230.2	14:51:05.527	36		8:05.071	6:29.245	48.533	47.293	152.9	15:29:04.075								
28		1:51.846	35.130	38.244	38.472	260.8	14:52:57.373	37		2:00.277	38.307	40.498	41.472	183.9	15:31:04.352								
29		1:51.706	35.064	38.285	38.357	269.3	14:54:49.079	38		1:54.923	36.183	39.101	39.639	229.7	15:32:59.275								
30		1:52.110	35.061	38.273	38.776	262.7	14:56:41.189	39		1:57.535	35.734	41.212	40.589	256.5	15:34:56.810								
31		1:51.582	35.143	38.021	38.418	267.3	14:58:32.771	40		1:53.359	35.273	38.841	39.245	260.8	15:36:50.169								
32		1:51.164	35.081	38.018	38.065	266.0	15:00:23.935	41		1:52.949	35.491	38.656	38.802	258.9	15:38:43.118								
33		2:03.401 P	35.084	39.206	49.111	266.0	15:02:27.336	42		2:26.184 P	35.431	44.740	1:06.013	254.1	15:41:09.302								
34		10:20.958	9:03.364	38.918	38.676	204.9	15:12:48.294	43		13:16.922	11:41.319	47.910	47.693	133.4	15:54:26.224								
35		1:52.189	35.384	38.146	38.659	261.5	15:14:40.483	44		2:21.778	48.742	46.664	46.372	183.9	15:56:48.002								
36		1:51.456	35.244	37.869	38.343	262.1	15:16:31.939	45		2:13.733	41.133	47.039	45.561	172.2	15:59:01.735								
37		1:51.720	35.062	38.188	38.470	267.9	15:18:23.659	46		2:10.083	40.569	44.066	45.448	180.0	16:01:11.818								
38		2:03.987 P	35.415	38.472	50.100	262.7	15:20:27.646	47		2:09.694	40.278	44.148	45.268	172.5	16:03:21.512								
39		47:24.301	45:34.471	57.219	52.611	122.3	16:07:51.947	48		2:09.490	40.202	44.274	45.014	170.8	16:05:31.002								
40		2:29.008 P	46.917	46.315	55.776	138.9	16:10:20.955	49		2:23.790 P	40.360	45.071	58.359	174.4	16:07:54.792								
41		4:31.761	2:57.387	45.765	48.609	125.4	16:14:52.716	50		10:17.486 P	8:13.988	55.419	1:08.079	112.0	16:18:12.278								
42		2:29.107 P	46.452	46.911	55.744	158.5	16:17:21.823	51		15:51.148	13:58.473	1:03.761	48.914	136.3	16:34:03.426								
								52		2:14.014	43.115	45.308	45.591	164.3	16:36:17.440								
								53		2:11.671	41.557	44.930	45.184	160.2	16:38:29.111								
								54		2:11.745	40.761	45.522	45.462	179.7	16:40:40.856								
								55		2:12.223	40.182	46.755	45.286	181.5	16:42:53.079								
								56		2:09.378	39.645	44.528	45.205	194.9	16:45:02.457								
								57		2:14.311	43.122	45.455	45.734	183.9	16:47:16.768								
								58		2:09.866	39.931	44.869	45.066	177.9	16:49:26.634								
								59		2:09.502	40.221	44.499	44.782	171.1	16:51:36.136								
								60		2:09.377	39.819	44.873	44.685	178.2	16:53:45.513								
								61		2:08.350	39.547	44.235	44.568	179.4	16:55:53.863								
								62		2:21.480	39.609	52.405	49.466	174.7	16:58:15.343								
								63		2:26.621	45.865	51.064	49.692	142.6	17:00:41.964								
								64		2:43.794 P	46.630	52.634	1:04.530	163.6	17:03:25.758								

12 Ludovic Loeul Porsche 911 GT3 Cup

Am							Porsche Lorient Racing								
Lap	D	Time	Sector 1	Sector 2	Sector 3	T. Spd	Elapsed	Lap	D	Time	Sector 1	Sector 2	Sector 3	T. Spd	Elapsed
1		13:15:47.052	13:14:04.887	53.469	48.696	114.6	13:15:47.052	52		2:14.014	43.115	45.308	45.591	164.3	16:36:17.440
2		2:11.180	41.323	44.897	44.960	229.2	13:17:58.232	53		2:11.671	41.557	44.930	45.184	160.2	16:38:29.111
3		2:29.545 P	44.412	48.095	57.038	171.1	13:20:27.777	54		2:11.745	40.761	45.522	45.462	179.7	16:40:40.856
4		23:38.252	22:12.337	41.511	44.404	150.0	13:44:06.029	55		2:12.223	40.182	46.755	45.286	181.5	16:42:53.079
5		1:53.982	35.994	38.975	39.013	222.6	13:46:00.011	56		2:09.378	39.645	44.528	45.205	194.9	16:45:02.457
6		1:51.767	35.094	38.123											



Autodromo Nazionale Monza
Porsche Carrera Cup France
Private test
Lap Analysis



22

Alessandro Ghiretti

Porsche 911 GT3 Cup **24**

Alexandre Leroy

Porsche 911 GT3 Cup

Pro

Martinet by Alméras

Am

TFT Racing

Lap	D	Time	Sector 1	Sector 2	Sector 3	T. Spd	Elapsed	Lap	D	Time	Sector 1	Sector 2	Sector 3	T. Spd	Elapsed
1		13:02:17.294	13:00:49.243	44.363	43.688	113.9	13:02:17.294	1		13:03:16.715	13:01:27.640	53.625	55.450	102.8	13:03:16.715
2		2:01.016	38.491	41.482	41.043	179.1	13:04:18.310	2		2:06.964	39.447	43.156	44.361	193.5	13:05:23.679
3		1:56.760	36.188	39.944	40.628	213.0	13:06:15.070	3		2:01.034	37.298	42.158	41.578	215.5	13:07:24.713
4		2:10.725	44.689	45.994	40.042	167.1	13:08:25.795	4		1:59.286	36.973	40.897	41.416	224.5	13:09:23.999
5		1:52.615	35.395	38.562	38.658	246.0	13:10:18.410	5		1:58.700	36.638	40.533	41.529	232.2	13:11:22.699
6		2:09.616 P	35.215	40.231	54.170	265.3	13:12:28.026	6		1:56.132	35.970	40.084	40.078	254.7	13:13:18.831
7		8:48.247	7:25.052	42.464	40.731	137.2	13:21:16.273	7		1:56.386	36.161	39.987	40.238	238.9	13:15:15.217
8		2:00.261	37.044	40.849	42.368	203.0	13:23:16.534	8		1:55.814	36.164	39.348	40.302	243.7	13:17:11.031
9		1:52.449	35.703	38.105	38.641	256.5	13:25:08.983	9		1:56.354	36.230	39.881	40.243	222.2	13:19:07.385
10		1:51.505	35.138	38.125	38.242	265.3	13:27:00.488	10		1:56.103	36.150	40.011	39.942	241.0	13:21:03.488
11		1:51.232	35.018	38.025	38.189	268.6	13:28:51.720	11		2:06.649 P	35.802	40.103	50.744	253.5	13:23:10.137
12		1:51.177	35.002	37.763	38.412	269.3	13:30:42.897	12		5:52.089	4:31.442	40.700	39.947	170.8	13:29:02.226
13		1:50.959	34.988	37.760	38.211	269.3	13:32:33.856	13		2:17.192 P	36.008	42.377	58.807	247.1	13:31:19.418
14		2:00.720 P	35.180	38.264	47.276	264.0	13:34:34.576	14		20:11.981	18:33.872	45.833	52.276	129.1	13:51:31.399
15		5:31.215	4:13.204	38.533	39.478	193.8	13:40:05.791	15		2:06.457	44.806	41.110	40.541	169.5	13:53:37.856
16		1:51.115	35.094	37.687	38.334	266.6	13:41:56.906	16		1:55.672	35.922	39.942	39.808	267.3	13:55:33.528
17		2:00.763 P	34.982	38.845	46.936	267.3	13:43:57.669	17		1:54.439	35.957	39.173	39.309	254.1	13:57:27.967
18		5:15.590	3:59.034	38.102	38.454	208.8	13:49:13.259	18		1:54.693	35.866	39.034	39.793	255.3	13:59:22.660
19		1:53.791	36.901	38.576	38.314	259.6	13:51:07.050	19		1:54.948	35.868	39.304	39.776	257.7	14:01:17.608
20		1:50.857	34.926	37.825	38.106	271.3	13:52:57.907	20		1:54.417	34.882	39.508	40.027	261.5	14:03:12.025
21		1:59.405 P	34.907	37.958	46.540	269.3	13:54:57.312	21		1:54.032	35.432	39.089	39.511	264.7	14:05:06.057
22		44:58.630	43:36.829	41.109	40.692	146.1	14:39:55.942	22		1:53.874	35.630	38.866	39.378	256.5	14:06:59.931
23		1:55.947	36.054	40.283	39.610	239.4	14:41:51.889	23		1:54.378	35.609	39.252	39.517	261.5	14:08:54.309
24		1:52.768	35.154	39.077	38.537	267.9	14:43:44.657	24		7:51.096 P	35.416	39.170	6:36.510	269.3	14:16:45.405
25		1:50.978	35.172	37.693	38.113	269.3	14:45:35.635	25		6:05.074	4:37.870	44.442	42.762	183.6	14:22:50.479
26		1:57.996	35.438	42.309	40.249	272.0	14:47:33.631	26		2:00.416	36.376	44.154	39.886	264.0	14:24:50.895
27		1:50.720	35.011	37.691	38.018	270.0	14:49:24.351	27		1:54.926	35.632	39.775	39.519	266.6	14:26:45.821
28		2:04.676 P	34.936	38.616	51.124	270.6	14:51:29.027	28		1:54.830	35.451	39.535	39.844	262.7	14:28:40.651
29		5:25.491	4:08.001	38.683	38.807	201.1	14:56:54.518	29		1:54.408	35.809	39.165	39.434	257.7	14:30:35.059
30		1:50.839	35.007	37.768	38.064	271.3	14:58:45.357	30		1:54.019	35.592	39.101	39.326	269.3	14:32:29.078
31		1:50.632	35.042	37.572	38.018	270.6	15:00:35.989	31		2:09.679 P	35.601	39.347	54.731	267.3	14:34:38.757
32		1:50.581	34.970	37.546	38.065	270.6	15:02:26.570	32		6:37.144	5:16.717	40.298	40.129	186.8	14:41:15.901
33		2:03.715 P	35.016	38.038	50.661	271.3	15:04:30.285	33		1:56.228	37.531	39.232	39.465	213.0	14:43:12.129
34		12:33.642	11:11.471	42.906	39.265	166.1	15:17:03.927	34		1:53.878	35.507	39.167	39.204	262.7	14:45:06.007
35		1:51.419	35.104	38.087	38.228	266.6	15:18:55.346	35		1:53.745	35.806	38.801	39.138	254.1	14:46:59.752
36		2:06.106 P	34.939	37.418	53.749	267.9	15:21:01.452	36		1:53.045	35.433	38.597	39.015	265.3	14:48:52.797
37		8:17.974	6:52.848	42.454	42.672	171.4	15:29:19.426	37		1:53.227	35.424	38.586	39.217	266.0	14:50:46.024
38		2:02.710	36.670	47.352	38.688	236.3	15:31:22.136	38		1:53.463	35.482	38.788	39.193	261.5	14:52:39.487
39		1:50.160	34.841	37.545	37.774	270.0	15:33:12.296	39		1:54.002	35.654	39.028	39.320	261.5	14:54:33.489
40		1:49.966	34.755	37.389	37.822	271.3	15:35:02.262	40		6:03.562 P	35.646	39.306	4:48.610	258.3	15:00:37.051
41		1:57.527	34.841	40.251	42.435	270.6	15:36:59.789	41		17:02.007	15:28.145	47.301	46.561	165.1	15:17:39.058
42		2:07.260 P	34.952	40.073	52.235	270.0	15:39:07.049	42		2:00.397	37.299	39.204	43.894	209.7	15:19:39.455
43		37:34.307	35:59.855	46.611	47.841	148.1	16:16:41.356	43		3:13.083 P	36.671	1:14.723	1:21.689	255.3	15:22:52.538
44		2:28.270 P	44.669	45.731	57.870	166.4	16:19:09.626	44		6:14.845	4:28.549	53.404	52.892	126.7	15:29:07.383
45		20:08.392	18:40.182	43.405	44.805	168.7	16:39:18.018	45		2:03.601	41.297	41.649	40.655	191.1	15:31:10.984
46		2:06.484	38.427	44.333	43.724	203.3	16:41:24.502	46		1:56.130	35.758	39.061	41.311	262.7	15:33:07.114
47		2:07.436	39.039	43.642	44.755	184.6	16:43:31.938	47		1:58.424	36.341	41.567	40.516	230.2	15:35:05.538
48		2:06.664	39.160	43.592	43.912	193.8	16:45:38.602	48		1:55.082	35.612	39.285	40.185	263.4	15:37:00.620
49		2:05.838	38.255	43.453	44.130	211.7	16:47:44.440	49		1:55.117	35.790	39.460	39.867	254.7	15:38:55.737
50		2:18.133	40.573	51.447	46.113	219.0	16:50:02.573	50		2:41.077 P	35.540	53.908	1:11.629	263.4	15:41:36.814
51		2:14.732 P	38.681	43.955	52.096	197.4	16:52:17.305	51		22:39.292	20:56.829	53.949	48.514	109.0	16:04:16.106
52		4:59.201	3:30.925	43.480	44.796	178.2	16:57:16.506	52		2:14.757	41.542	45.913	47.302	171.9	16:06:30.863
53		2:05.635	38.436	43.190	44.009	213.0	16:59:22.141	53		2:15.951	41.802	45.904	48.245	161.9	16:08:46.814
54		2:06.194	38.589	43.740	43.865	214.7	17:01:28.335	54		2:35.015 P	45.844	48.455	1:00.716	152.5	16:11:21.829
55		2:16.032 P	38.463	44.056	53.513	207.2	17:03:44.367	55		25:06.041	23:28.505	48.820	48.716	116.3	16:36:27.870





Autodromo Nazionale Monza
Porsche Carrera Cup France
 Private test
Lap Analysis



24

Alexandre Leroy

Porsche 911 GT3 Cup

27

Marlon Hernandez

Porsche 911 GT3 Cup

Am

TFT Racing

Pro

ABM

Lap	D	Time	Sector 1	Sector 2	Sector 3	T. Spd	Elapsed	Lap	D	Time	Sector 1	Sector 2	Sector 3	T. Spd	Elapsed
56		2:16.965	43.608	45.977	47.380	166.1	16:38:44.835	41		1:51.238	35.085	37.761	38.392	267.9	15:34:28.198
57		2:15.005	41.611	45.262	48.132	180.6	16:40:59.840	42		1:51.094	34.967	37.939	38.188	272.0	15:36:19.292
58		2:15.015	41.813	46.100	47.102	174.4	16:43:14.855	43		1:51.297	35.141	37.852	38.304	269.3	15:38:10.589
59		2:15.498	40.883	46.783	47.832	171.9	16:45:30.353	44		2:02.721 P	35.106	38.327	49.288	270.0	15:40:13.310
60		2:24.733 P	42.150	46.531	56.052	206.5	16:47:55.086	45		43:09.687	41:33.130	48.537	48.020	133.9	16:23:22.997
61		4:10.685	2:38.061	45.942	46.682	149.5	16:52:05.771	46		2:14.786	41.425	46.754	46.607	172.8	16:25:37.783
62		2:13.599	40.898	46.190	46.511	174.7	16:54:19.370	47		2:12.618	40.528	45.802	46.288	182.4	16:27:50.401
63		2:12.040	40.782	45.448	45.810	165.8	16:56:31.410	48		2:11.301	40.069	45.275	45.957	177.9	16:30:01.702
64		2:10.610	39.971	44.821	45.818	180.0	16:58:42.020	49		2:09.669	39.455	44.844	45.370	204.9	16:32:11.371
65		2:10.810	40.053	45.183	45.574	172.8	17:00:52.830	50		2:13.140	39.463	46.859	46.818	187.8	16:34:24.511
66		2:35.156 P	44.427	45.789	1:04.940	139.8	17:03:27.986	51		2:16.217 P	39.993	44.169	52.055	181.8	16:36:40.728

27

Marlon Hernandez


Porsche 911 GT3 Cup

Pro

ABM

Lap	D	Time	Sector 1	Sector 2	Sector 3	T. Spd	Elapsed
52		6:38.460	5:07.649	45.363	45.448	163.1	16:43:19.188
53		2:09.984	40.556	44.093	45.335	172.5	16:45:29.172
54		2:11.543	41.654	44.868	45.021	193.8	16:47:40.715
55		2:09.742	39.676	44.643	45.423	190.1	16:49:50.457
56		2:16.800 P	39.981	45.198	51.621	180.3	16:52:07.257
57		4:05.372	2:36.943	44.208	44.221	166.9	16:56:12.629
58		2:08.155	39.589	44.289	44.277	181.5	16:58:20.784
59		2:08.851	39.945	44.379	44.527	184.6	17:00:29.635
60		2:20.194 P	39.949	44.480	55.765	180.6	17:02:49.829
1		13:04:36.938	13:02:52.273	54.720	49.945	117.0	13:04:36.938
2		2:01.919	37.978	41.596	42.345	190.8	13:06:38.857
3		1:56.277	36.316	39.826	40.135	239.4	13:08:35.134
4		1:54.659	35.947	39.206	39.506	261.5	13:10:29.793
5		1:54.303	35.633	39.601	39.069	262.1	13:12:24.096
6		1:52.869	35.358	38.638	38.873	266.6	13:14:16.965
7		2:00.149 P	35.364	38.746	46.039	266.6	13:16:17.114
8		4:59.835	3:34.831	44.078	40.926	121.8	13:21:16.949
9		2:00.001	36.861	40.753	42.387	205.7	13:23:16.950
10		1:53.245	35.445	38.933	38.867	262.7	13:25:10.195
11		1:52.855	35.811	38.437	38.607	264.0	13:27:03.050
12		1:52.864	35.347	38.688	38.829	259.6	13:28:55.914
13		1:58.637 P	35.469	38.425	44.743	267.3	13:30:54.551
14		6:12.796 P	4:36.288	43.653	52.855	126.3	13:37:07.347
15		4:28.948	3:10.569	39.253	39.126	122.4	13:41:36.295
16		1:53.378	35.726	38.416	39.236	258.9	13:43:29.673
17		2:01.179 P	35.237	38.487	47.455	266.6	13:45:30.852
18		5:34.642	4:16.266	39.370	39.006	147.3	13:51:05.494
19		1:53.809	35.169	40.004	38.636	268.6	13:52:59.303
20		1:52.222	35.227	38.457	38.538	270.0	13:54:51.525
21		1:52.451	35.516	38.359	38.576	271.3	13:56:43.976
22		1:52.120	35.197	38.390	38.533	269.3	13:58:36.096
23		2:02.099 P	37.932	38.827	45.340	261.5	14:00:38.195
24		40:38.219	39:19.094	39.668	39.457	194.9	14:41:16.414
25		1:53.046	35.499	38.553	38.994	260.8	14:43:09.460
26		1:52.723	35.253	38.685	38.785	267.9	14:45:02.183
27		1:52.341	35.259	38.477	38.605	264.7	14:46:54.524
28		1:52.542	35.275	38.453	38.814	266.0	14:48:47.066
29		1:59.665 P	35.283	38.791	45.591	269.3	14:50:46.731
30		10:20.079	9:01.700	38.928	39.451	200.3	15:01:06.810
31		1:56.898	37.370	40.466	39.062	266.6	15:03:03.708
32		1:52.134	35.174	38.261	38.699	266.0	15:04:55.842
33		1:51.933	35.066	38.422	38.445	270.6	15:06:47.775
34		1:52.460	35.291	38.523	38.646	270.6	15:08:40.235
35		1:57.779 P	35.185	38.362	44.232	269.3	15:10:38.014
36		6:01.347	4:29.696	49.668	41.983	129.4	15:16:39.361
37		1:52.849	35.698	38.197	38.954	249.4	15:18:32.210
38		2:01.008 P	35.015	37.760	48.233	270.0	15:20:33.218
39		10:11.614	8:53.923	38.984	38.707	207.6	15:30:44.832
40		1:52.128	35.585	38.260	38.283	240.0	15:32:36.960





Autodromo Nazionale Monza
Porsche Carrera Cup France
Private test
Lap Analysis

PORSCHE
CARRERA CUP
FRANCE

29

Louis Rousset

Porsche 911 GT3 Cup

38

Sébastien Dussolliet

Porsche 911 GT3 Cup

Pro Forestier Racing CLRT Pro-Am ABM

Lap	D	Time	Sector 1	Sector 2	Sector 3	T. Spd	Elapsed	Lap	D	Time	Sector 1	Sector 2	Sector 3	T. Spd	Elapsed
1		13:02:26.080	13:00:59.454	43.971	42.655	126.7	13:02:26.080	1		13:05:10.640	13:03:22.899	55.145	52.596	148.7	13:05:10.640
2		1:59.470	37.960	40.429	41.081	212.1	13:04:25.550	2		2:16.638	46.358	44.641	45.639	171.4	13:07:27.278
3		1:55.307	35.994	39.044	40.269	232.2	13:06:20.857	3		1:58.818	37.253	40.834	40.731	202.2	13:09:26.096
4		1:54.515	35.933	39.147	39.435	242.6	13:08:15.372	4		1:55.579	35.987	39.842	39.750	241.6	13:11:21.675
5		1:53.090	35.402	38.595	39.093	260.8	13:10:08.462	5		1:54.978	35.806	39.462	39.710	253.5	13:13:16.653
6		1:53.447	35.469	38.654	39.324	260.2	13:12:01.909	6		1:54.749	35.897	39.328	39.524	260.2	13:15:11.402
7		1:52.462	34.518	38.629	39.315	266.6	13:13:54.371	7		1:54.171	35.546	39.022	39.603	263.4	13:17:05.573
8		1:53.158	35.572	38.716	38.870	259.6	13:15:47.529	8		1:53.248	35.409	38.898	38.941	261.5	13:18:58.821
9		1:53.078	35.365	38.873	38.840	259.6	13:17:40.607	9		1:52.812	35.496	38.630	38.686	266.0	13:20:51.633
10		2:05.982 P	35.341	38.583	52.058	259.6	13:19:46.589	10		1:52.982	35.660	38.277	39.045	258.9	13:22:44.615
11		8:47.291	7:28.674	39.253	39.364	182.7	13:28:33.880	11		2:03.267 P	35.430	38.934	48.903	267.9	13:24:47.882
12		1:52.859	35.349	38.644	38.866	264.7	13:30:26.739	12		8:18.124	6:47.450	47.277	43.397	169.5	13:33:06.006
13		1:52.595	35.320	38.556	38.719	260.8	13:32:19.334	13		1:57.539	37.205	40.165	40.169	216.0	13:35:03.545
14		1:52.609	35.302	38.567	38.740	260.8	13:34:11.943	14		1:54.466	35.884	39.080	39.502	254.1	13:36:58.011
15		1:52.318	35.104	38.569	38.645	266.6	13:36:04.261	15		1:55.093	35.576	40.078	39.439	255.9	13:38:53.104
16		1:53.238	35.236	38.491	39.511	264.7	13:37:57.499	16		2:02.543	44.553	38.868	39.122	268.6	13:40:55.647
17		1:59.632 P	35.114	38.489	46.029	266.0	13:39:57.131	17		1:53.392	35.463	38.811	39.118	258.3	13:42:49.039
18		5:55.567	4:31.725	41.349	42.493	190.4	13:45:52.698	18		1:56.370	35.650	41.385	39.335	243.2	13:44:45.409
19		1:55.816	36.364	39.264	40.188	228.8	13:47:48.514	19		1:53.040	35.433	38.600	39.007	258.3	13:46:38.449
20		1:53.479	35.705	38.885	38.889	255.3	13:49:41.993	20		1:52.925	35.443	38.783	38.699	255.9	13:48:31.374
21		1:53.224	35.560	38.638	39.026	257.7	13:51:35.217	21		2:00.600 P	35.835	38.743	46.022	267.9	13:50:31.974
22		1:52.272	35.402	38.279	38.591	260.8	13:53:27.489	22		51:24.537	49:56.880	44.406	43.251	171.7	14:41:56.511
23		1:51.892	35.206	38.076	38.610	264.0	13:55:19.381	23		2:14.989 P	43.115	41.600	50.274	189.8	14:44:11.500
24		2:05.595 P	35.170	39.497	50.928	263.4	13:57:24.976	24		2:55.159	1:34.583	40.221	40.355	177.6	14:47:06.659
25		49:47.814	48:21.680	43.844	42.290	137.7	14:47:12.790	25		1:54.683	36.091	39.229	39.363	238.4	14:49:01.342
26		1:57.032	36.577	40.289	40.166	235.8	14:49:09.822	26		2:00.248	41.486	39.416	39.346	261.5	14:51:01.590
27		1:54.133	35.275	40.006	38.852	265.3	14:51:03.955	27		1:53.376	35.583	38.744	39.049	259.6	14:52:54.966
28		1:51.579	35.087	38.087	38.405	266.6	14:52:55.534	28		1:53.464	35.527	38.916	39.021	257.7	14:54:48.430
29		1:51.216	35.095	37.849	38.272	257.1	14:54:46.750	29		1:53.117	35.319	38.685	39.113	264.0	14:56:41.547
30		1:50.991	35.061	37.777	38.153	266.0	14:56:37.741	30		1:53.448	35.511	38.782	39.155	247.7	14:58:34.995
31		4:50.922 P	35.132	37.883	3:37.907	268.6	15:01:28.663	31		1:52.635	35.422	38.558	38.655	255.9	15:00:27.630
32		4:32.653	3:14.771	39.236	38.646	208.4	15:06:01.316	32		1:52.233	35.174	38.386	38.673	266.6	15:02:19.863
33		1:51.866	35.405	38.204	38.257	259.6	15:07:53.182	33		1:59.634 P	35.241	38.417	45.976	265.3	15:04:19.497
34		1:51.260	35.016	38.017	38.227	265.3	15:09:44.442	34		4:22.155	3:04.338	38.874	38.943	197.0	15:08:41.652
35		1:51.073	35.217	37.743	38.113	267.9	15:11:35.515	35		1:52.858	35.369	38.637	38.852	262.7	15:10:34.510
36		1:51.107	35.231	37.818	38.058	266.6	15:13:26.622	36		2:01.229 P	35.544	38.505	47.180	256.5	15:12:35.739
37		1:51.029	35.122	37.738	38.169	267.3	15:15:17.651	37		4:40.387	3:17.754	41.607	41.026	198.5	15:17:16.126
38		4:24.467 P	35.315	38.666	3:10.486	270.0	15:19:42.118	38		1:54.838	36.165	39.268	39.405	233.7	15:19:10.964
39		1:06:30.836	1:04:53.363	47.182	50.291	115.7	16:26:12.954	39		2:09.947 P	35.773	41.458	52.716	251.7	15:21:20.911
40		2:15.678	44.504	45.267	45.907	186.8	16:28:28.632	40		34:03.943	32:25.328	49.736	48.879	117.2	15:55:24.854
41		2:15.025	42.536	45.864	46.625	174.7	16:30:43.657	41		2:17.995	43.043	47.060	47.892	163.8	15:57:42.849
42		2:13.621	42.739	45.597	45.285	186.5	16:32:57.278	42		2:15.427	42.392	46.030	47.005	147.1	15:59:58.276
43		2:09.355	40.940	43.663	44.752	191.8	16:35:06.633	43		2:13.036	42.145	44.775	46.116	165.6	16:02:11.312
44		2:11.218	40.925	44.911	45.382	200.7	16:37:17.851	44		2:11.366	41.108	44.706	45.552	165.8	16:04:22.678
45		2:10.691	41.021	43.995	45.675	207.2	16:39:28.542	45		2:16.880	43.008	45.971	47.901	157.8	16:06:39.558
46		2:23.711 P	42.137	44.458	57.116	207.6	16:41:52.253	46		2:20.815 P	42.228	45.084	53.503	178.5	16:09:00.373

49

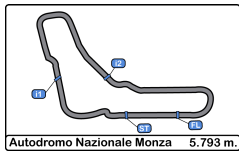
Karim Ajlani

Porsche 911 GT3 Cup

Am ABM

Lap	D	Time	Sector 1	Sector 2	Sector 3	T. Spd	Elapsed
1		13:05:14.570	13:03:29.826	52.700	52.044	139.5	13:05:14.570
2		2:27.123 P	44.995	45.199	56.929	149.7	13:07:41.693
3		4:28.756	3:02.543	43.152	43.061	156.7	13:12:10.449
4		2:01.531	37.699	42.177	41.655	195.6	13:14:11.980
5		1:59.191	36.958	41.124	41.109	229.2	13:16:11.171





Autodromo Nazionale Monza
Porsche Carrera Cup France
Private test
Lap Analysis

PORSCHE
CARRERA CUP
FRANCE

49

Karim Ajlani

Porsche 911 GT3 Cup **53**

Arthur Mathieu

Porsche 911 GT3 Cup


Am

ABM Pro

Martinet by Alméras

Lap	D	Time	Sector 1	Sector 2	Sector 3	T. Spd	Elapsed	Lap	D	Time	Sector 1	Sector 2	Sector 3	T. Spd	Elapsed
6		1:57.312	36.529	39.990	40.793	233.7	13:18:08.483	1		13:02:32.435	13:00:54.884	50.584	46.967	121.2	13:02:32.435
7		1:55.990	35.946	40.058	39.986	251.1	13:20:04.473	2		2:02.847	38.463	42.703	41.681	201.1	13:04:35.282
8		1:55.528	35.959	39.192	40.377	249.4	13:22:00.001	3		1:56.354	36.480	39.938	39.936	221.7	13:06:31.636
9		1:56.631	35.686	39.949	40.996	250.0	13:23:56.632	4		1:54.775	35.460	39.167	40.148	266.0	13:08:26.411
10		1:56.174	36.404	39.344	40.426	227.8	13:25:52.806	5		1:59.626	37.421	40.526	41.679	200.0	13:10:26.037
11		1:58.106	36.202	41.082	40.822	241.0	13:27:50.912	6		1:53.301	35.654	38.877	38.770	265.3	13:12:19.338
12		2:13.280 P	40.902	42.633	49.745	197.8	13:30:04.192	7		1:53.381	35.573	38.880	38.928	270.0	13:14:12.719
13		5:44.206	4:15.611	46.510	42.085	189.4	13:35:48.398	8		1:53.337	35.775	38.731	38.831	242.1	13:16:06.056
14		1:56.966	36.188	40.023	40.755	232.2	13:37:45.364	9		1:52.791	35.491	38.565	38.735	267.9	13:17:58.847
15		1:55.491	35.960	39.771	39.760	248.2	13:39:40.855	10		2:00.149 P	35.354	38.742	46.053	267.3	13:19:58.996
16		1:54.755	35.747	39.431	39.577	251.1	13:41:35.610	11		14:04.386	12:44.684	40.275	39.427	145.1	13:34:03.382
17		1:58.902	39.346	39.924	39.632	255.9	13:43:34.512	12		1:53.806	35.588	39.194	39.024	262.7	13:35:57.188
18		1:54.140	35.610	38.923	39.607	259.6	13:45:28.652	13		1:53.109	35.391	38.806	38.912	266.0	13:37:50.297
19		2:15.731 P	40.072	44.595	51.064	259.6	13:47:44.383	14		1:52.993	35.344	38.708	38.941	266.0	13:39:43.290
20		6:25.826	5:02.390	42.181	41.255	176.1	13:54:10.209	15		1:54.476	35.790	39.142	39.544	248.2	13:41:37.766
21		1:55.631	35.756	39.678	40.197	252.9	13:56:05.840	16		1:52.776	35.350	38.687	38.739	255.3	13:43:30.542
22		1:54.554	35.748	39.241	39.565	255.9	13:58:00.394	17		1:53.061	35.664	38.603	38.794	264.0	13:45:23.603
23		1:54.045	35.621	39.061	39.363	255.3	13:59:54.439	18		1:52.759	35.235	38.673	38.851	268.6	13:47:16.362
24		1:54.740	35.797	39.378	39.565	258.9	14:01:49.179	19		1:58.921 P	35.230	38.797	44.894	262.1	13:49:15.283
25		1:55.945	35.691	39.805	40.449	264.0	14:03:45.124	20		50:44.996	49:22.382	41.791	40.823	183.6	14:40:00.279
26		2:04.568 P	35.840	39.268	49.460	257.1	14:05:49.692	21		1:57.904	38.404	39.355	40.145	249.4	14:41:58.183
27		35:49.192	33:52.660	57.521	59.011	160.0	14:41:38.884	22		1:53.046	35.754	38.474	38.818	266.0	14:43:51.229
28		2:14.370	42.469	46.811	45.090	175.6	14:43:53.254	23		1:53.276	36.213	38.383	38.680	271.3	14:45:44.505
29		1:55.854	36.710	39.286	39.858	246.5	14:45:49.108	24		1:54.796	37.082	38.882	38.832	270.6	14:47:39.301
30		1:54.638	35.971	39.364	39.303	259.6	14:47:43.746	25		1:53.213	35.752	38.471	38.990	269.3	14:49:32.514
31		1:56.726	37.346	39.663	39.717	260.8	14:49:40.472	26		1:52.371	35.351	38.443	38.577	270.0	14:51:24.885
32		1:53.619	35.811	38.754	39.054	252.9	14:51:34.091	27		1:52.687	35.535	38.389	38.763	266.6	14:53:17.572
33		1:52.896	35.490	38.283	39.123	261.5	14:53:26.987	28		1:58.072 P	35.421	38.266	44.385	268.6	14:55:15.644
34		2:11.308 P	39.847	41.951	49.510	260.2	14:55:38.295	29		5:17.548	3:59.952	38.936	38.660	206.1	15:00:33.192
35		8:41.799	6:51.831	57.136	52.832	171.9	15:04:20.094	30		1:55.048	38.111	38.472	38.465	266.6	15:02:28.240
36		2:14.933	42.232	46.298	46.403	191.4	15:06:35.027	31		1:55.590	37.938	39.088	38.564	272.7	15:04:23.830
37		2:35.978 P	36.137	53.939	1:05.902	258.9	15:09:11.005	32		1:52.405	35.577	38.271	38.557	265.3	15:06:16.235
38		4:30.236	3:05.722	39.880	44.634	167.7	15:13:41.241	33		1:52.456	35.799	38.176	38.481	268.6	15:08:08.691
39		1:57.216	37.501	39.495	40.220	196.7	15:15:38.457	34		1:54.095	35.608	38.073	40.414	267.3	15:10:02.786
40		1:56.540	35.848	38.764	41.928	248.2	15:17:34.997	35		1:58.829 P	35.537	38.205	45.087	267.9	15:12:01.615
41		1:53.829	35.627	38.814	39.388	260.2	15:19:28.826	36		6:56.767	5:30.608	42.815	43.344	150.2	15:18:58.382
42		2:35.035 P	35.741	50.281	1:09.013	258.3	15:22:03.861	37		2:08.512 P	37.050	40.308	51.154	201.8	15:21:06.894
43		1:01:52.655	59:57.766	56.557	58.332	123.4	16:23:56.516	38		15:33.980	14:13.722	40.050	40.208	205.3	15:36:40.874
44		2:37.309	50.945	54.648	51.716	145.7	16:26:33.825	39		1:58.673	35.659	42.471	40.543	264.7	15:38:39.547
45		2:24.644	44.369	49.486	50.789	175.8	16:28:58.469	40		2:07.756 P	35.572	41.495	50.689	269.3	15:40:47.303
46		2:30.137	44.202	56.976	48.959	150.8	16:31:28.606	41		17:07.673	15:37.006	44.765	45.902	164.1	15:57:54.976
47		2:27.320	44.014	53.575	49.731	165.3	16:33:55.926	42		2:12.236	42.850	43.800	45.586	162.4	16:00:07.212
48		2:19.592	43.752	48.083	47.757	160.0	16:36:15.518	43		2:11.319	40.360	44.867	46.092	183.0	16:02:18.531
49		2:23.210	41.930	47.655	53.625	173.9	16:38:38.728	44		2:08.394	39.794	44.205	44.395	175.6	16:04:26.925
50		2:25.511	43.412	52.282	49.817	167.9	16:41:04.239	45		2:10.865	40.244	44.916	45.705	181.2	16:06:37.790
51		2:18.647	42.280	46.086	50.281	163.3	16:43:22.886	46		2:09.977	40.296	44.067	45.614	183.6	16:08:47.767
52		2:41.061 P	42.002	58.589	1:00.470	177.0	16:46:03.947	47		2:21.406 P	41.705	45.916	53.785	169.0	16:11:09.173
53		4:23.749	2:44.817	50.922	48.010	135.3	16:50:27.696	48		7:22.508 P	5:40.480	46.529	55.499	145.3	16:18:31.681
54		2:14.032	41.564	45.791	46.677	182.7	16:52:41.728								
55		2:16.378	40.812	48.090	47.476	183.3	16:54:58.106								
56		2:20.400	45.348	45.928	49.124	178.5	16:57:18.506								
57		2:13.599	40.866	46.307	46.426	189.1	16:59:32.105								
58		2:11.450	40.520	45.415	45.515	189.1	17:01:43.555								
59		2:40.774 P	47.888	50.893	1:01.993	153.6	17:04:24.329								





Autodromo Nazionale Monza
Porsche Carrera Cup France
 Private test
Lap Analysis



56

Frédéric Ancel

Porsche 911 GT3 Cup

59

Maxence Maurice

Porsche 911 GT3 Cup

Pro-Am

Porsche Lorient Racing

Pro-Am

IMSA LS Group Performance

Lap	D	Time	Sector 1	Sector 2	Sector 3	T. Spd	Elapsed	Lap	D	Time	Sector 1	Sector 2	Sector 3	T. Spd	Elapsed
1		13:03:15.048	13:01:26.645	53.145	55.258	96.6	13:03:15.048	9		1:54.581	35.498	39.416	39.667	257.7	13:30:47.380
2		2:13.954	42.696	43.054	48.204	215.1	13:05:29.002	10		1:53.639	35.430	38.716	39.493	258.3	13:32:41.019
3		2:30.475 P	47.528	47.344	55.603	133.1	13:07:59.477	11		2:01.968 P	35.551	39.183	47.234	260.2	13:34:42.987
4		20:02.302	18:36.465	44.883	40.954	154.9	13:28:01.779	12		4:43.432	3:24.259	39.533	39.640	206.1	13:39:26.419
5		1:54.421	35.906	38.802	39.713	228.3	13:29:56.200	13		1:53.956	35.572	38.965	39.419	257.7	13:41:20.375
6		1:52.822	35.415	38.620	38.787	260.2	13:31:49.022	14		1:53.528	35.640	38.677	39.211	255.9	13:43:13.903
7		2:07.355 P	35.287	38.302	53.766	262.7	13:33:56.377	15		1:53.166	35.236	38.771	39.159	260.8	13:45:07.069
8		33:39.377	32:12.181	44.340	42.856	143.6	14:07:35.754	16		1:53.493	35.266	39.029	39.198	262.7	13:47:00.562
9		1:58.411	37.119	40.284	41.008	225.0	14:09:34.165	17		1:53.601	35.638	38.845	39.118	256.5	13:48:54.163
10		1:57.407	36.201	39.835	41.371	244.8	14:11:31.572	18		1:54.183	35.816	38.787	39.580	261.5	13:50:48.346
11		1:55.580	36.117	39.736	39.727	242.1	14:13:27.152	19		1:53.480	35.401	38.726	39.353	261.5	13:52:41.826
12		1:55.393	35.993	39.401	39.999	255.3	14:15:22.545	20		8:03.925 P	39.351	39.105	6:45.469	263.4	14:00:45.751
13		1:54.682	35.609	39.467	39.606	260.8	14:17:17.227	21		6:01.484	4:41.412	40.524	39.548	201.1	14:06:47.235
14		1:54.960	36.141	39.311	39.508	266.0	14:19:12.187	22		1:54.395	36.066	39.064	39.265	261.5	14:08:41.630
15		1:54.323	35.599	39.272	39.452	261.5	14:21:06.510	23		1:53.768	35.887	38.609	39.272	227.8	14:10:35.398
16		1:54.089	35.548	39.214	39.327	266.0	14:23:00.599	24		1:53.696	35.562	38.859	39.275	264.0	14:12:29.094
17		2:12.553 P	35.629	39.816	57.108	266.6	14:25:13.152	25		1:53.767	35.622	38.764	39.381	262.7	14:14:22.861
18		7:33.264	6:11.674	41.062	40.528	187.5	14:32:46.416	26		2:02.291 P	36.745	39.283	46.263	268.6	14:16:25.152
19		1:55.343	36.031	39.628	39.684	260.2	14:34:41.759	27		6:06.382	4:46.815	39.737	39.830	206.8	14:22:31.534
20		1:55.379	35.741	39.194	40.444	260.2	14:36:37.138	28		1:53.242	35.374	38.568	39.300	258.3	14:24:24.776
21		1:54.413	35.758	39.278	39.377	235.8	14:38:31.551	29		1:53.897	35.720	38.906	39.271	255.3	14:26:18.673
22		1:54.469	36.089	39.099	39.281	225.9	14:40:26.020	30		1:53.274	35.355	38.793	39.126	266.6	14:28:11.947
23		1:54.243	35.579	39.192	39.472	258.9	14:42:20.263	31		2:01.321 P	36.460	38.791	46.070	261.5	14:30:13.268
24		1:54.490	35.432	39.653	39.405	266.0	14:44:14.753	32		21:30.731	20:04.140	44.200	42.391	135.0	14:51:43.999
25		2:06.685	45.208	41.443	40.034	271.3	14:46:21.438	33		1:55.716	36.167	39.823	39.726	242.6	14:53:39.715
26		1:54.850	35.862	39.340	39.648	258.9	14:48:16.288	34		1:53.448	35.462	38.715	39.271	265.3	14:55:33.163
27		1:54.419	35.583	39.438	39.398	266.0	14:50:10.707	35		1:52.781	35.349	38.699	38.733	267.9	14:57:25.944
28		2:05.965 P	35.538	38.974	51.453	258.9	14:52:16.672	36		1:53.614	36.062	38.676	38.876	271.3	14:59:19.558
29		27:50.522	26:23.709	41.864	44.949	177.3	15:20:07.194	37		1:52.802	35.410	38.519	38.873	265.3	15:01:12.360
30		2:50.310 P	45.329	52.973	1:12.008	154.7	15:22:57.504	38		1:52.695	35.355	38.309	39.031	262.7	15:03:05.055
31		5:49.988	4:28.151	41.312	40.525	162.4	15:28:47.492	39		1:52.741	35.263	38.783	38.695	264.7	15:04:57.796
32		1:56.419	36.162	39.053	41.204	241.6	15:30:43.911	40		1:52.574	35.154	38.562	38.858	266.0	15:06:50.370
33		1:56.926	37.451	39.356	40.119	228.3	15:32:40.837	41		1:52.930	35.301	38.519	39.110	267.3	15:08:43.300
34		1:54.492	35.601	39.263	39.628	257.1	15:34:35.329	42		7:01.028 P	35.236	38.715	5:47.077	267.9	15:15:44.328
35		1:54.820	35.679	39.555	39.586	252.9	15:36:30.149	43		5:33.353 P	3:54.443	47.446	51.464	147.5	15:21:17.681
36		1:54.757	35.796	39.581	39.380	254.7	15:38:24.906	44		6:54.924	5:34.966	40.098	39.860	195.2	15:28:12.605
37		6:00.916 P	35.640	4:22.145	1:03.131	257.7	15:44:25.822	45		1:53.696	35.639	38.851	39.206	248.2	15:30:06.301
38		9:32.516	7:51.595	49.407	51.514	141.1	15:53:58.338	46		1:55.893	35.689	41.013	39.191	261.5	15:32:02.194
39		2:38.297 P	45.472	51.389	1:01.436	154.7	15:56:36.635	47		1:53.161	35.539	38.662	38.960	265.3	15:33:55.355
40		6:17.616	4:43.877	46.647	47.092	142.6	16:02:54.251	48		1:53.058	35.526	38.587	38.945	266.0	15:35:48.413
41		2:14.946	42.531	45.111	47.304	169.8	16:05:09.197	49		1:53.211	35.485	38.686	39.040	266.6	15:37:41.624
42		2:15.389	43.393	45.191	46.805	164.3	16:07:24.586	50		1:52.740	35.258	38.497	38.985	269.3	15:39:34.364
43		2:50.669 P	43.380	1:02.580	1:04.709	171.1	16:10:15.255	51		2:40.275 P	45.950	51.589	1:02.736	188.8	15:42:14.639

59

Maxence Maurice

Porsche 911 GT3 Cup


52

Pro-Am

IMSA LS Group Performance

52		19:31.499	17:57.307	48.250	45.942	132.1	16:01:46.138
53		2:15.000	40.115	43.217	51.668	179.1	16:04:01.138
54		2:10.748	41.052	44.552	45.144	190.8	16:06:11.886
55		2:23.983 P	40.497	48.613	54.873	201.1	16:08:35.869
56		7:22.202 P	5:29.360	52.958	59.884	129.9	16:15:58.071
57		12:41.707	11:05.807	47.901	47.999	108.2	16:28:39.778
58		2:12.620	41.728	45.466	45.426	165.1	16:30:52.398
59		2:09.258	39.791	44.700	44.767	187.1	16:33:01.656
60		2:08.721	39.609	44.323	44.789	199.6	16:35:10.377
61		2:12.823	42.723	44.666	45.434	197.8	16:37:23.200
62		2:09.212	39.510	44.568	45.134	186.8	16:39:32.412
63		2:10.055	39.661	44.924	45.470	191.4	16:41:42.467





Autodromo Nazionale Monza
Porsche Carrera Cup France
Private test
Lap Analysis



59 Maxence Maurice Porsche 911 GT3 Cup **66** Gilles Colombani Porsche 911 GT3 Cup

Pro-Am IMSA LS Group Performance							Am Team Claret Sport								
Lap	D	Time	Sector 1	Sector 2	Sector 3	T. Spd	Elapsed	Lap	D	Time	Sector 1	Sector 2	Sector 3	T. Spd	Elapsed
64		2:09.319	39.480	44.436	45.403	191.8	16:43:51.786	44		36:21.206	34:53.567	41.814	45.825	175.6	15:34:50.941
65		2:09.191	39.140	44.485	45.566	197.4	16:46:00.977	45		2:08.052 P	37.597	40.206	50.249	223.1	15:36:58.993
66		5:15.125 P	38.911	45.865	3:50.349	206.1	16:51:16.102	46		4:18.009 P	2:26.512	45.860	1:05.637	204.9	15:41:17.002
67		2:35.785	1:05.315	45.386	45.084	135.8	16:53:51.887	47		11:43.663	10:08.308	46.656	48.699	155.3	15:53:00.665
68		2:08.989	39.397	45.081	44.511	191.1	16:56:00.876	48		2:28.758	47.008	51.049	50.701	133.8	15:55:29.423
69		2:09.154	38.711	45.218	45.225	207.6	16:58:10.030	49		2:28.143	45.870	49.900	52.373	158.5	15:57:57.566
70		2:10.566	39.589	45.095	45.882	191.4	17:00:20.596	50		2:19.299	45.106	46.684	47.509	157.2	16:00:16.865
71		2:23.778 P	41.880	45.033	56.865	171.4	17:02:44.374	51		2:16.648	43.032	46.009	47.607	177.0	16:02:33.513


66 Gilles Colombani Porsche 911 GT3 Cup

Am Team Claret Sport							
Lap	D	Time	Sector 1	Sector 2	Sector 3	T. Spd	Elapsed
52		2:14.826	42.736	45.315	46.775	172.5	16:04:48.339
53		2:14.188	42.255	45.308	46.625	177.3	16:07:02.527
54		2:18.734	43.412	46.353	48.969	175.6	16:09:21.261
55		2:22.264	46.141	47.740	48.383	148.7	16:11:43.525
56		2:25.995	45.550	46.781	53.664	150.4	16:14:09.520
57		2:27.328	47.550	47.842	51.936	144.0	16:16:36.848
58		2:39.020 P	47.627	49.006	1:02.387	151.4	16:19:15.868

73 Sébastien Poisson Porsche 911 GT3 Cup

Am ABM							
Lap	D	Time	Sector 1	Sector 2	Sector 3	T. Spd	Elapsed
1		13:02:40.056	13:01:08.656	45.409	45.991	121.3	13:02:40.056
2		2:08.870	39.686	43.528	45.656	191.8	13:04:48.926
3		2:05.322	39.106	42.531	43.685	178.5	13:06:54.248
4		2:00.510	37.333	41.404	41.773	192.8	13:08:54.758
5		2:00.260	36.774	42.140	41.346	203.0	13:10:55.018
6		1:57.850	36.900	40.053	40.897	214.2	13:12:52.868
7		1:56.211	36.217	39.594	40.400	245.4	13:14:49.079
8		1:55.796	36.041	39.588	40.167	242.6	13:16:44.875
9		1:55.284	35.909	39.279	40.096	248.8	13:18:40.159
10		2:05.711 P	36.070	39.540	50.101	244.8	13:20:45.870
11		7:04.034	5:34.775	44.638	44.621	163.3	13:27:49.904
12		2:02.737	37.482	41.363	43.892	197.0	13:29:52.641
13		1:59.813	36.979	40.917	41.917	207.2	13:31:52.454
14		1:56.273	36.360	39.811	40.102	230.2	13:33:48.727
15		1:55.734	36.369	39.710	39.655	230.7	13:35:44.461
16		1:54.488	35.815	38.516	40.157	257.7	13:37:38.949
17		1:54.405	35.910	39.049	39.446	258.3	13:39:33.354
18		1:54.330	35.681	38.985	39.664	262.1	13:41:27.684
19		1:54.651	36.272	38.980	39.399	267.9	13:43:22.335
20		1:54.112	35.854	39.057	39.201	261.5	13:45:16.447
21		2:07.364 P	35.721	39.798	51.845	243.7	13:47:23.811
22		12:05.250	10:31.118	48.631	45.501	156.0	13:59:29.061
23		2:05.836	38.371	43.914	43.551	185.2	14:01:34.897
24		2:01.780	38.003	41.877	41.900	187.5	14:03:36.677
25		1:59.433	36.873	40.677	41.883	210.1	14:05:36.110
26		2:12.752 P	36.301	42.061	54.390	236.8	14:07:48.862
27		14:43.981	13:17.994	42.729	43.258	179.4	14:22:32.843
28		1:57.813	36.790	40.398	40.625	222.2	14:24:30.656
29		1:55.488	36.249	39.604	39.635	237.8	14:26:26.144
30		1:55.696	35.980	39.050	40.666	250.5	14:28:21.840
31		1:56.280	37.404	39.131	39.745	266.0	14:30:18.120
32		1:54.169	35.915	38.679	39.575	258.9	14:32:12.289
33		1:53.953	35.783	38.815	39.355	264.7	14:34:06.242
34		2:05.304 P	35.718	39.036	50.550	261.5	14:36:11.546
35		6:46.129	5:24.996	41.054	40.079	204.5	14:42:57.675
36		1:59.256	39.889	39.128	40.239	264.0	14:44:56.931
37		1:54.736	35.959	39.609	39.168	253.5	14:46:51.667
38		1:54.157	35.797	38.949	39.411	252.9	14:48:45.824
39		1:54.091	36.114	38.737	39.240	258.9	14:50:39.915
40		1:54.105	36.013	38.777	39.315	258.9	14:52:34.020
41		1:53.605	35.658	38.664	39.283	268.6	14:54:27.625
42		1:53.980	36.003	38.668	39.309	258.3	14:56:21.605
43		2:08.130 P	35.523	39.585	53.022	264.7	14:58:29.735





Autodromo Nazionale Monza
Porsche Carrera Cup France
Private test
Lap Analysis

PORSCHE
CARRERA CUP
FRANCE

73

Sébastien Poisson

Porsche 911 GT3 Cup

74

Victor Blugeon

Porsche 911 GT3 Cup

Am							ABM		Pro		ABM				
Lap	D	Time	Sector 1	Sector 2	Sector 3	T. Spd	Elapsed	Lap	D	Time	Sector 1	Sector 2	Sector 3	T. Spd	Elapsed
37		1:52.975	35.309	38.589	39.077	260.2	15:16:57.595	25		50:04.577	48:38.540	43.771	42.266	116.0	14:51:42.420
38		1:53.131	35.432	38.871	38.828	262.1	15:18:50.726	26		1:54.540	35.997	39.211	39.332	249.4	14:53:36.960
39		7:14.315 P	35.238	5:35.456	1:03.621	266.0	15:26:05.041	27		1:53.838	36.344	38.694	38.800	268.6	14:55:30.798
40		46:07.500	44:21.737	53.194	52.569	120.1	16:12:12.541	28		1:53.776	35.487	38.525	39.764	266.0	14:57:24.574
41		2:35.270	46.397	49.966	58.907	148.1	16:14:47.811	29		1:52.786	35.671	38.357	38.758	267.9	14:59:17.360
42		2:33.786	51.431	50.285	52.070	143.6	16:17:21.597	30		1:52.565	35.467	38.396	38.702	264.0	15:01:09.925
43		2:27.513	47.145	50.180	50.188	147.7	16:19:49.110	31		1:52.461	35.296	38.466	38.699	265.3	15:03:02.386
44		2:23.649	45.928	47.359	50.362	140.8	16:22:12.759	32		1:52.125	35.388	38.109	38.628	267.3	15:04:54.511
45		2:18.538	44.655	46.699	47.184	159.0	16:24:31.297	33		1:52.281	35.490	38.104	38.687	260.8	15:06:46.792
46		2:13.186	41.966	44.050	47.170	175.3	16:26:44.483	34		1:52.486	35.377	38.393	38.716	267.3	15:08:39.278
47		2:14.136	41.684	45.567	46.885	177.9	16:28:58.619	35		1:52.035	35.375	38.090	38.570	266.6	15:10:31.313
48		2:12.575	41.381	44.974	46.220	176.4	16:31:11.194	36		2:00.697 P	35.389	38.508	46.800	265.3	15:12:32.010
49		2:12.281	41.054	44.891	46.336	167.9	16:33:23.475	37		4:59.916	3:39.600	40.328	39.988	202.6	15:17:31.926
50		2:12.001	41.620	44.819	45.562	173.0	16:35:35.476	38		1:52.497	35.480	38.116	38.901	260.8	15:19:24.423
51		2:09.320	40.315	44.349	44.656	174.4	16:37:44.796	39		2:09.240 P	35.319	43.798	50.123	267.9	15:21:33.663
52		2:10.129	40.033	44.717	45.379	175.6	16:39:54.925	40		6:33.961	5:15.743	39.077	39.141	204.1	15:28:07.624
53		2:10.381	40.282	44.758	45.341	175.8	16:42:05.306	41		1:59.320 P	35.373	38.288	45.659	262.7	15:30:06.944
54		2:11.103	40.074	44.715	46.314	175.0	16:44:16.409	42		2:42.009 P	1:15.692	38.776	47.541	121.4	15:32:48.953
55		2:11.787	39.639	46.445	45.703	195.6	16:46:28.196	43		5:48.046	4:29.238	39.761	39.047	63.4	15:38:36.999
56		2:11.648	40.590	45.186	45.872	177.3	16:48:39.844	44		2:08.869 P	35.454	41.385	52.030	261.5	15:40:45.868
57		2:21.553	40.299	55.750	45.504	172.8	16:51:01.397	45		36:54.001	35:05.795	56.097	52.109	120.9	16:17:39.869
58		2:09.828	39.841	44.855	45.132	181.2	16:53:11.225	46		2:23.650	46.307	48.062	49.281	143.8	16:20:03.519
59		2:09.961	40.025	44.880	45.056	172.2	16:55:21.186	47		2:20.311	46.059	46.052	48.200	114.4	16:22:23.830
60		2:09.324	40.095	44.624	44.605	181.5	16:57:30.510	48		2:16.386	43.202	45.703	47.481	179.1	16:24:40.216
61		2:09.546	40.267	44.583	44.696	178.8	16:59:40.056	49		2:13.609	41.815	44.684	47.110	182.7	16:26:53.825
62		2:09.918	40.172	45.138	44.608	183.9	17:01:49.974	50		2:14.600	43.644	44.980	45.976	194.9	16:29:08.425
63		2:36.149 P	43.897	52.413	59.839	185.2	17:04:26.123	51		2:11.466	40.639	44.943	45.884	181.8	16:31:19.891

74

Victor Blugeon

Porsche 911 GT3 Cup

Pro

ABM

Lap	D	Time	Sector 1	Sector 2	Sector 3	T. Spd	Elapsed	Lap	D	Time	Sector 1	Sector 2	Sector 3	T. Spd	Elapsed
52		2:11.484	41.430	44.552	45.502	198.8	16:33:31.375	52		2:10.157	40.043	44.231	45.883	196.0	16:35:41.532
53		2:09.768	39.688	44.536	45.544	195.6	16:37:51.300	54		2:20.548 P	39.601	46.803	54.144	196.0	16:40:11.848
55		5:30.712	3:55.907	47.877	46.928	142.4	16:45:42.560	56		2:11.817	42.046	44.388	45.383	192.8	16:47:54.377
57		2:10.224	39.538	44.830	45.856	210.9	16:50:04.601	58		2:10.224	39.538	44.830	45.856	210.9	16:50:04.601
59		2:09.983	39.934	44.598	45.451	184.6	16:52:14.584	59		2:11.368	40.063	45.379	45.926	192.5	16:54:25.952
60		2:08.766	39.047	44.346	45.373	212.1	16:56:34.718	61		2:13.205	40.389	47.725	45.091	191.4	16:58:47.923
62		2:09.192	39.545	44.663	44.984	207.6	17:00:57.115	63		2:33.125 P	42.318	45.138	1:05.669	172.8	17:03:30.240

76

Louis Perrot


Porsche 911 GT3 Cup

Pro

IMSA LS Group Performance

Lap	D	Time	Sector 1	Sector 2	Sector 3	T. Spd	Elapsed	Lap	D	Time	Sector 1	Sector 2	Sector 3	T. Spd	Elapsed
13		1:53.001	35.330	38.622	39.049	263.4	13:35:09.450	1		13:02:52.023	13:01:10.324	50.423	51.276	122.5	13:02:52.023
14		1:53.665	35.331	39.462	38.872	266.6	13:37:03.115	2		2:22.188	48.969	46.974	46.245	163.1	13:05:14.211
15		1:52.688	35.291	38.604	38.793	266.6	13:38:55.803	3		2:08.027	42.382	43.065	42.580	174.4	13:07:22.238
16		1:52.716	35.256	38.789	38.671	266.6	13:40:48.519	4		1:56.238	37.755	39.113	39.370	228.8	13:09:18.476
17		1:52.331	35.203	38.514	38.614	268.6	13:42:40.850	5		2:09.548 P	36.695	41.534	51.319	252.3	13:11:28.024
18		2:00.569 P	35.385	38.532	46.652	267.9	13:44:41.419	6		16:48.702	15:04.260	50.646	53.796	77.3	13:28:16.726
19		7:24.681	6:02.725	39.427	42.529	206.5	13:52:06.100	7		2:19.469	47.788	45.898	45.783	182.7	13:30:36.195
20		1:52.459	35.230	38.579	38.650	264.7	13:53:58.559	8		1:55.864	37.681	38.919	39.264	231.2	13:32:32.059
21		1:52.538	35.272	38.602	38.664	270.6	13:55:51.097	9		2:07.738 P	38.514	39.775	49.449	180.6	13:34:39.797
22		1:52.840	35.602	38.564	38.674	270.6	13:57:43.937	10		6:54.163	5:14.568	52.106	47.489	170.8	13:41:33.960
23		1:52.385	35.246	38.460	38.679	268.6	13:59:36.322	11		2:17.304	45.053	44.543	47.708	176.1	13:43:51.264





Autodromo Nazionale Monza
Porsche Carrera Cup France
Private test
Lap Analysis



76

Louis Perrot

Porsche 911 GT3 Cup **77**


Jérémy Sarhy

Porsche 911 GT3 Cup

Pro IMSA LS Group Performance Pro Racing Technology

Lap	D	Time	Sector 1	Sector 2	Sector 3	T. Spd	Elapsed	Lap	D	Time	Sector 1	Sector 2	Sector 3	T. Spd	Elapsed
12		1:56.664	39.067	38.803	38.794	221.7	13:45:47.928	1		13:05:07.931	13:03:25.750	50.996	51.185	132.8	13:05:07.931
13		1:53.669	35.134	39.689	38.846	264.7	13:47:41.597	2		2:15.450	46.372	42.907	46.171	181.5	13:07:23.381
14		2:10.451 P	38.186	40.152	52.113	270.0	13:49:52.048	3		1:59.731	39.286	39.968	40.477	189.8	13:09:23.112
15		6:05.687	4:33.424	47.345	44.918	123.1	13:55:57.735	4		1:55.210	36.083	38.945	40.182	219.5	13:11:18.322
16		2:00.368	41.843	39.319	39.206	186.2	13:57:58.103	5		1:54.029	35.743	38.731	39.555	244.3	13:13:12.351
17		1:52.116	35.435	38.203	38.478	248.2	13:59:50.219	6		1:53.326	35.681	38.377	39.268	241.0	13:15:05.677
18		1:51.741	35.321	38.077	38.343	254.1	14:01:41.960	7		1:53.004	35.444	38.624	38.936	248.8	13:16:58.681
19		1:52.970	35.164	39.076	38.730	265.3	14:03:34.930	8		1:52.480	35.269	38.274	38.937	252.9	13:18:51.161
20		1:51.434	35.076	37.992	38.366	263.4	14:05:26.364	9		2:02.999 P	35.470	38.336	49.193	251.1	13:20:54.160
21		6:02.165 P	35.094	37.630	4:49.441	264.0	14:11:28.529	10		4:33.168	3:15.681	38.585	38.902	172.5	13:25:27.328
22		5:40.180	4:22.419	39.151	38.610	198.5	14:17:08.709	11		1:52.402	35.320	38.463	38.619	260.2	13:27:19.730
23		1:51.318	35.132	37.853	38.333	253.5	14:19:00.027	12		1:52.514	35.240	38.469	38.805	260.2	13:29:12.244
24		1:51.059	34.986	37.736	38.337	264.0	14:20:51.086	13		2:01.481 P	35.318	38.421	47.742	253.5	13:31:13.725
25		1:52.441	35.071	38.801	38.569	261.5	14:22:43.527	14		5:54.190	4:36.753	38.727	38.710	190.4	13:37:07.915
26		1:51.470	35.055	38.154	38.261	267.9	14:24:34.997	15		1:52.733	35.271	38.643	38.819	258.3	13:39:00.648
27		1:59.388 P	34.976	38.283	46.129	265.3	14:26:34.385	16		1:52.744	35.443	38.257	39.044	256.5	13:40:53.392
28		6:17.030	4:59.904	38.330	38.796	208.4	14:32:51.415	17		1:51.870	35.195	38.289	38.386	259.6	13:42:45.262
29		1:53.195	35.156	39.464	38.575	265.3	14:34:44.610	18		2:01.985 P	35.103	38.279	48.603	260.2	13:44:47.247
30		1:51.821	35.093	38.112	38.616	266.0	14:36:36.431	19		30:20.774	28:55.849	45.053	39.872	166.9	14:15:08.021
31		1:51.997	35.059	38.341	38.597	266.0	14:38:28.428	20		1:53.656	35.809	38.793	39.054	237.8	14:17:01.677
32		5:37.165 P	35.105	38.253	4:23.807	263.4	14:44:05.593	21		1:55.945	38.613	38.352	38.980	256.5	14:18:57.622
33		16:37.098	15:15.840	39.962	41.296	193.2	15:00:42.691	22		1:56.537	35.694	40.079	40.764	243.2	14:20:54.159
34		1:52.355	35.277	38.251	38.827	257.1	15:02:35.046	23		2:01.335 P	35.451	38.664	47.220	256.5	14:22:55.494
35		1:51.620	35.069	38.012	38.539	264.7	15:04:26.666	24		8:59.277	7:26.977	47.541	44.759	105.7	14:31:54.771
36		1:51.732	34.904	38.176	38.652	265.3	15:06:18.398	25		1:55.010	36.651	38.789	39.570	211.3	14:33:49.781
37		1:54.159	35.095	39.321	39.743	266.0	15:08:12.557	26		1:51.715	35.272	38.004	38.439	258.9	14:35:41.496
38		2:00.071 P	35.346	38.128	46.597	268.6	15:10:12.628	27		1:51.184	35.077	37.945	38.162	265.3	14:37:32.680
39		6:30.683	5:13.135	38.729	38.819	179.4	15:16:43.311	28		1:50.993	35.106	37.754	38.133	261.5	14:39:23.673
40		1:52.149	35.114	38.461	38.574	257.1	15:18:35.460	29		2:07.467 P	35.184	40.076	52.207	266.0	14:41:31.140
41		5:24.257 P	34.940	38.254	4:11.063	263.4	15:23:59.717	30		6:03.998	4:41.785	42.035	40.178	139.3	14:47:35.138
42		6:32.333	4:57.251	47.026	48.056	163.1	15:30:32.050	31		1:51.939	35.330	38.296	38.313	254.1	14:49:27.077
43		1:59.904	38.488	39.726	41.690	220.8	15:32:31.954	32		1:51.803	35.135	37.992	38.676	260.2	14:51:18.880
44		1:50.977	35.067	37.808	38.102	260.8	15:34:22.931	33		1:51.282	35.030	37.976	38.276	261.5	14:53:10.162
45		1:55.791	36.330	39.521	39.940	262.1	15:36:18.722	34		2:01.177 P	35.748	37.801	47.628	261.5	14:55:11.339
46		1:51.035	35.046	37.627	38.362	255.9	15:38:09.757	35		13:56.070	12:38.363	38.613	39.094	184.6	15:09:07.409
47		2:07.223 P	36.701	39.139	51.383	271.3	15:40:16.980	36		1:53.839	37.203	38.220	38.416	260.8	15:11:01.248
48		20:47.221	19:18.875	44.386	43.960	136.7	16:01:04.201	37		1:51.492	35.085	38.048	38.359	258.3	15:12:52.740
49		2:08.282	38.413	45.153	44.716	203.3	16:03:12.483	38		1:52.806	35.055	38.140	39.611	261.5	15:14:45.546
50		2:19.550	38.881	55.487	45.182	196.3	16:05:32.033	39		1:55.253	38.529	38.111	38.613	236.8	15:16:40.799
51		2:52.364	40.344	1:26.755	45.265	175.3	16:08:24.397	40		2:01.202 P	35.177	38.960	47.065	254.7	15:18:42.001
52		2:11.386	41.079	44.679	45.628	182.4	16:10:35.783	41		39:11.016	37:30.919	49.797	50.300	135.8	15:57:53.017
53		2:12.102	40.900	45.144	46.058	184.6	16:12:47.885	42		2:12.286	41.354	45.146	45.786	160.9	16:00:05.303
54		6:16.829 P	41.133	44.829	4:50.867	173.6	16:19:04.714	43		2:21.718 P	40.636	45.428	55.654	188.4	16:02:27.021
55		6:41.807	5:12.418	44.254	45.135	137.0	16:25:46.521	44		8:46.720	7:12.513	46.150	48.057	122.7	16:11:13.741
56		2:09.269	40.329	43.662	45.278	173.3	16:27:55.790	45		2:22.599 P	41.865	44.257	56.477	166.1	16:13:36.340
57		2:09.110	39.460	44.934	44.716	184.6	16:30:04.900								
58		2:07.909	39.403	43.641	44.865	187.1	16:32:12.809								
59		2:08.242	39.491	44.473	44.278	183.6	16:34:21.051								
60		2:06.959	38.907	43.921	44.131	194.9	16:36:28.010								
61		2:14.765 P	38.691	43.982	52.092	200.7	16:38:42.775								
62		15:29.017	14:00.681	44.111	44.225	167.1	16:54:11.792								
63		2:06.986	38.842	44.004	44.140	197.0	16:56:18.778								
64		2:07.476	38.820	44.064	44.592	193.5	16:58:26.254								
65		2:07.925	38.933	44.493	44.499	197.8	17:00:34.179								
66		2:18.608 P	39.467	44.684	54.457	177.0	17:02:52.787								





Autodromo Nazionale Monza
Porsche Carrera Cup France
 Private test
Lap Analysis



78

Dominique Bastien

Porsche 911 GT3 Cup


89

Bashar Mardini

Porsche 911 GT3 Cup

Am						Speedlover		Pro-Am						Tsunami RT	
Lap	D	Time	Sector 1	Sector 2	Sector 3	T. Spd	Elapsed	Lap	D	Time	Sector 1	Sector 2	Sector 3	T. Spd	Elapsed
1		13:03:07.739	13:01:14.112	58.314	55.313	88.9	13:03:07.739	1		13:02:48.991	13:01:17.338	46.635	45.018	122.3	13:02:48.991
2		2:26.261	42.330	52.216	51.715	161.4	13:05:34.000	2		2:01.522	38.506	42.012	41.004	203.7	13:04:50.513
3		2:20.486	43.381	49.467	47.638	163.3	13:07:54.486	3		1:56.835	36.531	40.476	39.828	210.5	13:06:47.348
4		2:07.155	38.896	43.692	44.567	193.5	13:10:01.641	4		1:54.816	35.943	39.236	39.637	250.5	13:08:42.164
5		2:04.531	39.252	42.727	42.552	199.2	13:12:06.172	5		2:02.437 P	35.572	38.670	48.195	255.3	13:10:44.601
6		2:00.982	36.927	42.076	41.979	227.8	13:14:07.154	6		4:41.605	3:21.681	40.287	39.637	202.6	13:15:26.206
7		2:00.818	36.547	41.145	43.126	238.4	13:16:07.972	7		1:53.450	35.488	38.693	39.269	262.1	13:17:19.656
8		2:13.757 P	37.402	41.022	55.333	212.5	13:18:21.729	8		1:57.603	35.576	41.157	40.870	261.5	13:19:17.259
9		3:53.832	2:26.232	45.292	42.308	163.6	13:22:15.561	9		1:54.525	35.628	39.364	39.533	257.1	13:21:11.784
10		1:59.130	36.690	41.096	41.344	241.0	13:24:14.691	10		1:52.876	35.180	38.614	39.082	255.3	13:23:04.660
11		1:58.543	36.610	40.645	41.288	240.5	13:26:13.234	11		2:02.080 P	35.180	38.543	48.357	258.9	13:25:06.740
12		1:57.689	36.774	40.070	40.845	235.2	13:28:10.923	12		4:55.450	3:32.043	39.762	43.645	116.8	13:30:02.190
13		1:57.180	36.537	39.970	40.673	231.2	13:30:08.103	13		1:53.001	35.397	38.634	38.970	260.2	13:31:55.191
14		1:57.437	36.789	40.441	40.207	225.4	13:32:05.540	14		1:53.857	35.302	38.784	39.771	264.7	13:33:49.048
15		1:56.489	36.600	39.851	40.038	236.8	13:34:02.029	15		1:53.063	35.322	38.725	39.016	261.5	13:35:42.111
16		1:57.646	36.115	40.948	40.583	244.3	13:35:59.675	16		1:52.674	35.236	38.547	38.891	264.7	13:37:34.785
17		1:58.712	36.223	40.319	42.170	244.3	13:37:58.387	17		2:02.371 P	35.235	38.734	48.402	257.7	13:39:37.156
18		1:56.070	36.331	39.681	40.058	233.7	13:39:54.457	18		6:46.122	5:12.471	45.577	48.074	120.6	13:46:23.278
19		1:54.726	36.167	38.642	39.917	243.7	13:41:49.183	19		1:57.197	36.729	39.833	40.635	216.8	13:48:20.475
20		1:56.256	36.204	39.757	40.295	243.2	13:43:45.439	20		2:06.572 P	37.468	39.728	49.376	230.2	13:50:27.047
21		1:55.784	36.399	39.398	39.987	244.8	13:45:41.223	21		23:47.538	22:26.224	40.726	40.588	161.6	14:14:14.585
22		2:20.643 P	38.139	44.643	57.861	184.3	13:48:01.866	22		1:58.254	39.571	39.176	39.507	254.1	14:16:12.839
23		30:29.332	29:04.601	42.668	42.063	146.9	14:18:31.198	23		1:52.913	35.446	38.423	39.044	260.8	14:18:05.752
24		1:57.905	37.117	39.991	40.797	231.7	14:20:29.103	24		1:53.378	35.494	38.822	39.062	260.8	14:19:59.130
25		1:58.944	37.276	40.673	40.995	237.3	14:22:28.047	25		1:53.094	35.389	38.715	38.990	263.4	14:21:52.224
26		1:55.572	36.690	38.697	40.185	239.4	14:24:23.619	26		1:54.288	35.765	39.503	39.020	234.2	14:23:46.512
27		2:07.860	39.274	46.524	42.062	232.7	14:26:31.479	27		1:52.711	35.430	38.100	39.181	263.4	14:25:39.223
28		1:56.792	36.368	39.776	40.648	242.6	14:28:28.271	28		2:13.006 P	45.674	39.460	47.872	262.7	14:27:52.229
29		1:58.271	36.419	40.571	41.281	246.0	14:30:26.542	29		6:01.866	4:21.434	52.418	48.014	133.1	14:33:54.095
30		1:55.029	36.275	38.648	40.106	245.4	14:32:21.571	30		1:57.221	37.870	39.399	39.952	229.7	14:35:51.316
31		1:56.353	36.288	39.858	40.207	250.0	14:34:17.924	31		1:52.325	35.384	38.310	38.631	262.1	14:37:43.641
32		1:54.470	36.232	38.546	39.692	247.1	14:36:12.394	32		1:52.144	35.336	38.062	38.746	261.5	14:39:35.785
33		1:56.798	36.382	40.035	40.381	238.9	14:38:09.192	33		1:51.936	35.291	38.019	38.626	263.4	14:41:27.721
34		1:56.527	36.423	39.985	40.119	247.1	14:40:05.719	34		1:53.632	35.229	38.058	40.345	267.9	14:43:21.353
35		1:55.502	36.146	39.467	39.889	244.3	14:42:01.221	35		1:52.164	35.406	38.039	38.719	266.0	14:45:13.517
36		1:55.541	36.313	39.441	39.787	238.9	14:43:56.762	36		2:04.439 P	36.081	39.938	48.420	240.5	14:47:17.956
37		1:55.397	35.975	39.671	39.751	247.7	14:45:52.159	37		5:33.104	4:14.776	39.084	39.244	196.7	14:52:51.060
38		1:55.148	35.914	39.721	39.513	244.8	14:47:47.307	38		1:51.675	35.083	37.949	38.643	264.0	14:54:42.735
39		2:19.033 P	37.178	43.349	58.506	232.7	14:50:06.340	39		1:51.675	35.090	37.931	38.654	267.3	14:56:34.410
40		46:28.851	44:59.974	45.720	43.157	144.1	15:36:35.191	40		1:51.991	35.170	38.301	38.520	267.9	14:58:26.401
41		2:00.063	37.686	40.901	41.476	215.1	15:38:35.254	41		1:52.040	35.265	37.920	38.855	266.0	15:00:18.441
42		2:29.753 P	37.605	48.171	1:03.977	244.8	15:41:05.007	42		1:51.794	35.080	37.874	38.840	266.6	15:02:10.235
43								43		2:04.720 P	36.260	38.340	50.120	220.4	15:04:14.955
44								44		32:52.896	31:31.080	40.791	41.025	168.7	15:37:07.851
45								45		1:54.280	36.120	38.884	39.276	246.5	15:39:02.131
46								46		2:36.818 P	39.297	49.942	1:07.579	263.4	15:41:38.949
47								47		20:36.898	19:05.172	45.577	46.149	131.3	16:02:15.847
48								48		2:21.567	44.492	45.800	51.275	157.4	16:04:37.414
49								49		2:27.634 P	43.418	45.025	59.191	161.9	16:07:05.048





Autodromo Nazionale Monza
Porsche Carrera Cup France
Private test
Lap Analysis



99

Benjamin Paque

Porsche 911 GT3 Cup

911

Christophe Lapierre

Porsche 911 GT3 Cup

Pro

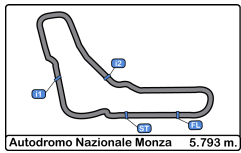
Forestier Racing CLRT

Pro-Am

Martinet by Alméras

Lap	D	Time	Sector 1	Sector 2	Sector 3	T. Spd	Elapsed	Lap	D	Time	Sector 1	Sector 2	Sector 3	T. Spd	Elapsed
1		13:02:37.982	13:01:12.939	43.334	41.709	112.0	13:02:37.982	1		13:02:46.395	13:00:56.447	52.965	56.983	131.8	13:02:46.395
2		2:06.422	38.084	39.552	48.786	207.6	13:04:44.404	2		2:13.264	46.420	43.448	43.396	152.3	13:04:59.659
3		1:53.347	35.665	38.741	38.941	248.8	13:06:37.751	3		1:58.184	36.439	40.605	41.140	230.2	13:06:57.843
4		1:52.109	35.252	38.312	38.545	260.8	13:08:29.860	4		2:12.042 P	38.597	41.505	51.940	168.4	13:09:09.885
5		1:54.076	35.449	38.607	40.020	262.7	13:10:23.936	5		10:46.748	9:16.812	44.928	45.008	174.1	13:19:56.633
6		1:51.895	35.041	37.981	38.873	264.7	13:12:15.831	6		1:58.239	36.687	40.923	40.629	205.7	13:21:54.872
7		2:05.076 P	35.336	38.321	51.419	264.7	13:14:20.907	7		1:55.258	35.880	39.365	40.013	246.0	13:23:50.130
8		5:55.011	4:36.260	38.464	40.287	208.4	13:20:15.918	8		1:54.942	35.529	39.468	39.945	254.7	13:25:45.072
9		1:51.535	35.208	37.956	38.371	266.0	13:22:07.453	9		1:55.085	35.574	39.528	39.983	257.1	13:27:40.157
10		2:03.618 P	35.272	37.965	50.381	268.6	13:24:11.071	10		1:54.592	35.690	39.148	39.754	253.5	13:29:34.749
11		3:48.332	2:29.766	38.700	39.866	166.6	13:27:59.403	11		1:54.877	35.389	39.541	39.947	259.6	13:31:29.626
12		1:51.456	35.134	37.947	38.375	263.4	13:29:50.859	12		1:54.379	35.546	39.161	39.672	255.9	13:33:24.005
13		2:04.909 P	35.229	37.885	51.795	266.6	13:31:55.768	13		1:54.313	35.511	39.089	39.713	255.3	13:35:18.318
14		6:55.952	5:39.081	38.448	38.423	159.0	13:38:51.720	14		2:15.231 P	37.964	41.970	55.297	259.6	13:37:33.549
15		1:51.026	35.130	37.692	38.204	267.9	13:40:42.746	15		16:33.088	15:12.291	40.493	40.304	177.9	13:54:06.637
16		2:05.438 P	35.014	38.103	52.321	268.6	13:42:48.184	16		1:54.622	35.575	39.169	39.878	254.1	13:56:01.259
17		7:17.217	6:00.396	38.595	38.226	203.3	13:50:05.401	17		1:53.971	35.524	38.983	39.464	256.5	13:57:55.230
18		1:55.803	35.067	38.384	42.352	269.3	13:52:01.204	18		1:54.465	35.485	39.238	39.742	260.2	13:59:49.695
19		2:12.448 P	41.312	39.223	51.913	272.7	13:54:13.652	19		1:56.822	36.749	39.291	40.782	224.5	14:01:46.517
20		6:57.024	5:39.526	38.619	38.879	194.9	14:01:10.676	20		2:05.973 P	35.690	39.705	50.578	258.3	14:03:52.490
21		1:51.570	35.345	37.875	38.350	268.6	14:03:02.246	21		36:57.820	35:30.559	42.936	44.325	156.5	14:40:50.310
22		1:51.235	34.977	37.850	38.408	269.3	14:04:53.481	22		1:56.191	36.231	39.646	40.314	239.4	14:42:46.501
23		1:51.349	34.906	38.022	38.421	272.0	14:06:44.830	23		1:54.433	35.542	39.332	39.559	257.1	14:44:40.934
24		1:51.064	34.921	37.805	38.338	270.6	14:08:35.894	24		1:54.129	35.700	38.824	39.605	259.6	14:46:35.063
25		1:50.834	34.776	37.835	38.223	271.3	14:10:26.728	25		1:53.737	35.415	38.880	39.442	263.4	14:48:28.800
26		5:05.692 P	34.876	37.639	3:53.177	273.4	14:15:32.420	26		1:53.826	35.427	39.033	39.366	262.1	14:50:22.626
27		27:01.736	25:40.593	40.612	40.531	170.3	14:42:34.156	27		1:53.554	35.324	38.807	39.423	260.8	14:52:16.180
28		1:54.027	36.041	38.734	39.252	228.3	14:44:28.183	28		1:53.510	35.383	38.805	39.322	264.7	14:54:09.690
29		1:50.906	34.876	37.859	38.171	269.3	14:46:19.089	29		1:53.671	35.512	38.798	39.361	266.6	14:56:03.361
30		1:50.261	34.756	37.543	37.962	272.0	14:48:09.350	30		2:03.630 P	35.656	38.951	49.023	266.0	14:58:06.991
31		1:50.134	34.781	37.478	37.875	272.0	14:49:59.484	31		6:06.444	4:42.772	41.511	42.161	162.8	15:04:13.435
32		1:50.959	35.083	37.914	37.962	273.4	14:51:50.443	32		1:53.882	35.922	38.750	39.210	242.6	15:06:07.317
33		2:04.034 P	34.749	37.486	51.799	272.7	14:53:54.477	33		1:53.195	35.483	38.605	39.107	266.0	15:08:00.512
34		36:48.269	35:30.181	39.035	39.053	139.5	15:30:42.746	34		1:52.584	35.217	38.330	39.037	266.6	15:09:53.096
35		1:51.297	35.164	37.889	38.244	264.7	15:32:34.043	35		1:52.944	35.309	38.589	39.046	265.3	15:11:46.040
36		1:53.012	34.800	37.706	40.506	270.6	15:34:27.055	36		1:52.484	35.376	37.742	39.366	264.0	15:13:38.524
37		1:51.428	35.049	37.940	38.439	272.0	15:36:18.483	37		2:13.287 P	35.358	42.209	55.720	264.7	15:15:51.811
38		5:21.906 P	34.956	37.744	4:09.206	272.0	15:41:40.389	38		4:20.267	2:57.853	39.184	43.230	198.8	15:20:12.078
39		20:12.764	18:45.153	43.471	44.140	165.6	16:01:53.153	39		2:59.178 P	55.523	54.388	1:09.267	120.1	15:23:11.256
40		2:14.469 P	39.384	43.186	51.899	202.2	16:04:07.622	40		5:25.684	4:05.542	40.114	40.028	137.4	15:28:36.940
41		4:57.573	3:28.721	43.772	45.080	135.6	16:09:05.195	41		1:54.100	35.560	38.915	39.625	259.6	15:30:31.040
42		2:13.715	41.611	45.961	46.143	182.4	16:11:18.910	42		1:53.591	35.350	38.640	39.601	264.7	15:32:24.631
43		2:26.256 P	44.181	44.370	57.705	177.3	16:13:45.166	43		1:52.236	35.239	37.679	39.318	262.7	15:34:16.867
44		14:19.458	12:52.049	43.403	44.006	139.3	16:28:04.624	44		2:03.519 P	35.546	39.026	48.947	255.9	15:36:20.386
45		2:07.147	39.683	43.127	44.337	183.3	16:30:11.771	45		4:35.589 P	2:44.967	54.131	56.491	191.1	15:40:55.975
46		2:06.645	38.432	44.169	44.044	194.9	16:32:18.416	46		43:05.030	41:20.407	51.244	53.379	115.7	16:24:01.005
47		2:05.320	38.243	42.747	44.330	204.5	16:34:23.736	47		2:38.029 P	48.152	49.746	1:00.131	155.8	16:26:39.034
48		2:24.934	38.096	44.102	1:02.736	213.4	16:36:48.670	48		14:38.717	13:00.265	47.560	50.892	134.4	16:41:17.751
49		2:16.563 P	38.177	44.703	53.683	200.0	16:39:05.233	49		2:25.723	49.311	46.123	50.289	156.2	16:43:43.474
50		7:20.883	5:53.102	43.307	44.474	144.1	16:46:26.116	50		2:18.937	43.817	45.875	49.245	172.8	16:46:02.411
51		2:08.788	41.406	43.123	44.259	213.0	16:48:34.904	51		2:14.328	41.463	45.180	47.685	191.8	16:48:16.739
52		2:04.988	38.392	42.685	43.911	198.1	16:50:39.892	52		2:13.870	41.626	45.027	47.217	180.9	16:50:30.609
53		5:31.140 P	38.383	42.867	4:09.890	193.8	16:56:11.032	53		2:13.089	41.123	45.006	46.960	191.1	16:52:43.698
54		4:17.579	2:46.312	43.172	48.095	161.1	17:00:28.611	54		2:11.861	40.678	45.003	46.180	201.8	16:54:55.559
55		2:19.530 P	38.575	43.470	57.485	191.4	17:02:48.141	55		2:11.359	40.235	44.947	46.177	190.8	16:57:06.918





Autodromo Nazionale Monza
Porsche Carrera Cup France
Private test
Lap Analysis



911

Christophe Lapierre

Porsche 911 GT3 Cup

Pro-Am

Martinet by Alméras

Lap	D	Time	Sector 1	Sector 2	Sector 3	T. Spd	Elapsed
56		2:09.965	39.199	44.882	45.884	210.9	16:59:16.883
57		2:09.854	39.809	44.325	45.720	205.3	17:01:26.737
58		2:24.890 P	44.259	45.391	55.240	167.4	17:03:51.627

921

Fernando Monje

Porsche 911 GT3 Cup

Pro

Martinet by Alméras

Lap	D	Time	Sector 1	Sector 2	Sector 3	T. Spd	Elapsed
1		13:02:27.363	13:00:56.242	46.042	45.079	125.4	13:02:27.363
2		2:00.704	39.000	40.878	40.826	193.2	13:04:28.067
3		1:57.706	36.275	40.701	40.730	228.3	13:06:25.773
4		1:56.623	36.395	40.553	39.675	227.8	13:08:22.396
5		1:53.649	35.729	38.890	39.030	242.6	13:10:16.045
6		2:05.304	35.730	43.575	45.999	246.5	13:12:21.349
7		1:53.531	35.752	38.933	38.846	246.0	13:14:14.880
8		1:53.256	35.590	38.835	38.831	249.4	13:16:08.136
9		1:53.098	35.531	38.757	38.810	248.2	13:18:01.234
10		2:02.335 P	35.297	39.051	47.987	257.7	13:20:03.569
11		6:58.673	5:36.974	41.935	39.764	164.3	13:27:02.242
12		2:11.474 P	35.692	38.536	57.246	242.6	13:29:13.716
13		9:26.843	7:57.330	45.585	43.928	131.8	13:38:40.559
14		1:59.055	37.829	40.907	40.319	182.4	13:40:39.614
15		1:53.560	35.868	38.725	38.967	230.2	13:42:33.174
16		1:52.799	35.495	38.413	38.891	248.2	13:44:25.973
17		1:52.341	35.368	38.284	38.689	263.4	13:46:18.314
18		1:55.765	35.227	39.438	41.100	256.5	13:48:14.079
19		1:52.752	35.439	38.574	38.739	252.9	13:50:06.831
20		1:55.473	35.202	38.310	41.961	260.8	13:52:02.304
21		2:04.392 P	35.229	38.730	50.433	264.0	13:54:06.696
22		44:45.619	43:18.823	41.861	44.935	187.1	14:38:52.315
23		1:56.301	36.235	40.471	39.595	228.3	14:40:48.616
24		1:53.652	35.647	38.909	39.096	258.3	14:42:42.268
25		2:05.885	36.604	44.702	44.579	264.7	14:44:48.153
26		1:53.002	35.610	38.592	38.800	257.7	14:46:41.155
27		1:53.065	35.441	38.580	39.044	260.2	14:48:34.220
28		1:52.846	35.797	38.379	38.670	264.0	14:50:27.066
29		1:52.293	35.346	38.262	38.685	262.1	14:52:19.359
30		2:01.975 P	35.663	39.089	47.223	267.3	14:54:21.334
31		6:16.230	4:56.017	40.861	39.352	183.0	15:00:37.564
32		1:55.345	35.555	40.689	39.101	250.0	15:02:32.909
33		1:52.632	35.444	38.490	38.698	252.9	15:04:25.541
34		2:07.994 P	35.267	42.896	49.831	260.8	15:06:33.535
35		9:49.941	8:18.484	46.141	45.316	127.2	15:16:23.476
36		2:03.806	40.394	43.028	40.384	201.8	15:18:27.282
37		2:29.240 P	35.701	41.377	1:12.162	241.6	15:20:56.522
38		18:34.760	17:13.352	41.551	39.857	174.7	15:39:31.282
39		2:40.999 P	47.935	51.531	1:01.533	201.4	15:42:12.281
40		16:05.283	14:30.975	47.015	47.293	146.1	15:58:17.564
41		2:10.030	40.227	43.925	45.878	176.7	16:00:27.594
42		2:11.385	39.621	45.496	46.268	185.8	16:02:38.979
43		2:12.788	41.190	46.047	45.551	196.0	16:04:51.767
44		2:19.578	46.374	46.548	46.656	193.8	16:07:11.345
45		2:17.439	42.928	46.684	47.827	164.8	16:09:28.784
46		2:44.948 P	53.714	49.754	1:01.480	182.4	16:12:13.732
47		7:34.634 P	5:43.666	48.933	1:02.035	125.5	16:19:48.366






Autodromo Nazionale Monza
Porsche Carrera Cup France
Private test

PORSCHE
CARRERA CUP
FRANCE

Best Sectors Results

Sector - 1			Sector - 2			Sector - 3			Ideal Lap vs Best Lap						
Clas	Nº	Driver	Time	Nº	Driver	Time	Nº	Driver	Time	Clas	Nº	Driver	Ideal Lap	Best Lap	Clas
1	29	Louis Rousset	34.518	1	Marvin Klein	36.844	1	Marvin Klein	37.719	1	1	Marvin Klein	1:49.342	1:49.916	1
2	99	Benjamin Paque	34.749	22	Alessandro Ghiretti	37.389	22	Alessandro Ghiretti	37.774	2	22	Alessandro Ghiretti	1:49.918	1:49.966	2
3	22	Alessandro Ghiretti	34.755	99	Benjamin Paque	37.478	99	Benjamin Paque	37.875	3	99	Benjamin Paque	1:50.102	1:50.134	3
4	1	Marvin Klein	34.779	5	Mathys Jaubert	37.564	5	Mathys Jaubert	38.045	4	29	Louis Rousset	1:50.314	1:50.991	7
5	24	Alexandre Leroy	34.882	76	Louis Perrot	37.627	29	Louis Rousset	38.058	5	5	Mathys Jaubert	1:50.572	1:50.816	4
6	76	Louis Perrot	34.904	911	Christophe Lapierre	37.679	7	Jérôme Boullery	38.065	6	76	Louis Perrot	1:50.633	1:50.977	6
7	12	Ludovic Loeul	34.918	29	Louis Rousset	37.738	76	Louis Perrot	38.102	7	12	Ludovic Loeul	1:50.779	1:50.870	5
8	5	Mathys Jaubert	34.963	12	Ludovic Loeul	37.746	12	Ludovic Loeul	38.115	8	27	Marlon Hernandez	1:50.915	1:51.094	9
9	27	Marlon Hernandez	34.967	77	Jérémy Sarhy	37.754	77	Jérémy Sarhy	38.133	9	77	Jérémy Sarhy	1:50.917	1:50.993	8
10	77	Jérémy Sarhy	35.030	27	Marlon Hernandez	37.760	27	Marlon Hernandez	38.188	10	7	Jérôme Boullery	1:50.995	1:51.164	10
11	7	Jérôme Boullery	35.061	7	Jérôme Boullery	37.869	2	Marc Guillot	38.448	11	89	Bashar Mardini	1:51.474	1:51.675	11
12	89	Bashar Mardini	35.080	89	Bashar Mardini	37.874	53	Arthur Mathieu	38.465	12	2	Marc Guillot	1:51.605	1:51.895	12
13	59	Maxence Maurice	35.154	2	Marc Guillot	37.954	89	Bashar Mardini	38.520	13	53	Arthur Mathieu	1:51.768	1:52.371	17
14	38	Sébastien Dussolliet	35.174	53	Arthur Mathieu	38.073	74	Victor Blugeon	38.570	14	74	Victor Blugeon	1:51.863	1:52.035	13
15	92	Fernando Monje	35.202	74	Victor Blugeon	38.090	38	Sébastien Dussolliet	38.655	15	911	Christophe Lapierre	1:51.933	1:52.236	15
16	2	Marc Guillot	35.203	921	Fernando Monje	38.262	921	Fernando Monje	38.670	16	38	Sébastien Dussolliet	1:52.106	1:52.233	14
17	74	Victor Blugeon	35.203	38	Sébastien Dussolliet	38.277	59	Maxence Maurice	38.695	17	921	Fernando Monje	1:52.134	1:52.293	16
18	91	Christophe Lapierre	35.217	49	Karim Ajlani	38.283	56	Frédéric Ancel	38.787	18	59	Maxence Maurice	1:52.158	1:52.574	18
19	73	Sébastien Poisson	35.229	56	Frédéric Ancel	38.302	73	Sébastien Poisson	38.803	19	56	Frédéric Ancel	1:52.376	1:52.822	19
20	53	Arthur Mathieu	35.230	59	Maxence Maurice	38.309	24	Alexandre Leroy	39.015	20	24	Alexandre Leroy	1:52.483	1:53.045	22
21	56	Frédéric Ancel	35.287	66	Gilles Colombani	38.516	911	Christophe Lapierre	39.037	21	73	Sébastien Poisson	1:52.557	1:52.846	20
22	49	Karim Ajlani	35.490	73	Sébastien Poisson	38.525	49	Karim Ajlani	39.054	22	49	Karim Ajlani	1:52.827	1:52.896	21
23	66	Gilles Colombani	35.523	78	Dominique Bastien	38.546	66	Gilles Colombani	39.168	23	66	Gilles Colombani	1:53.207	1:53.605	23
24	78	Dominique Bastien	35.914	24	Alexandre Leroy	38.586	78	Dominique Bastien	39.513	24	78	Dominique Bastien	1:53.973	1:54.470	24

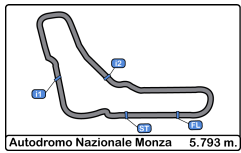


Autodromo Nazionale Monza
Porsche Carrera Cup France
Private test
Best 5 Lap Times

PORSCHE
CARRERA CUP
FRANCE

Autodromo Nazionale Monza 5.793 m.

Cls	N°	Driver	Nat	Cat	Cls	Team	Nat	Vehicle	Best 1		Best 2		Best 3		Best 4		Best 5	
									Time	Lap	Time	Lap	Time	Lap	Time	Lap	Time	Lap
1	1	Marvin Klein	FRA	Pro	1	TFT Racing	FRA	Porsche 911 GT3 Cup	1:49.916	47	1:50.003	46	1:50.014	48	1:50.062	25	1:50.167	45
2	22	Alessandro Ghiretti	FRA	Pro	2	Martinet by Alméras	FRA	Porsche 911 GT3 Cup	1:49.966	40	1:50.160	39	1:50.581	32	1:50.632	31	1:50.720	27
3	99	Benjamin Paque	BEL	Pro	3	Forestier Racing CLRT	FRA	Porsche 911 GT3 Cup	1:50.134	31	1:50.261	30	1:50.834	25	1:50.906	29	1:50.959	32
4	5	Mathys Jaubert	FRA	Pro	4	TFT Racing	FRA	Porsche 911 GT3 Cup	1:50.816	33	1:50.849	47	1:50.928	29	1:50.943	45	1:50.972	39
5	12	Ludovic Loeul	FRA	Am	1	Porsche Lorient Racing	FRA	Porsche 911 GT3 Cup	1:50.870	10	1:50.903	9	1:51.366	7	1:51.767	6	1:52.949	41
6	76	Louis Perrot	FRA	Pro	5	IMSA LS Group Performance	FRA	Porsche 911 GT3 Cup	1:50.977	44	1:51.035	46	1:51.059	24	1:51.318	23	1:51.434	20
7	29	Louis Rousset	FRA	Pro	6	Forestier Racing CLRT	FRA	Porsche 911 GT3 Cup	1:50.991	30	1:51.029	37	1:51.073	35	1:51.107	36	1:51.216	29
8	77	Jérémy Sarhy	FRA	Pro	7	Racing Technology	FRA	Porsche 911 GT3 Cup	1:50.993	28	1:51.184	27	1:51.282	33	1:51.492	37	1:51.715	26
9	27	Marlon Hernandez	FRA	Pro	8	ABM	FRA	Porsche 911 GT3 Cup	1:51.094	42	1:51.238	41	1:51.297	43	1:51.933	33	1:52.120	22
10	7	Jérôme Boullery	FRA	Pro-Am	1	Racing Technology	FRA	Porsche 911 GT3 Cup	1:51.164	32	1:51.456	36	1:51.582	31	1:51.706	29	1:51.720	37
11	89	Bashar Mardini	CAN	Pro-Am	2	Tsunami RT	ITA	Porsche 911 GT3 Cup	1:51.675	38	1:51.675	39	1:51.794	42	1:51.936	33	1:51.991	40
12	2	Marc Guillot	FRA	Pro-Am	3	HERRERO Racing	FRA	Porsche 911 GT3 Cup	1:51.895	19	1:51.895	40	1:51.973	20	1:52.072	36	1:52.076	18
13	74	Victor Blugeon	FRA	Pro	9	ABM	FRA	Porsche 911 GT3 Cup	1:52.035	35	1:52.125	32	1:52.281	33	1:52.331	17	1:52.385	23
14	38	Sébastien Dussollet	FRA	Pro-Am	4	ABM	FRA	Porsche 911 GT3 Cup	1:52.233	32	1:52.635	31	1:52.812	9	1:52.858	35	1:52.925	20
15	911	Christophe Lapierre	FRA	Pro-Am	5	Martinet by Alméras	FRA	Porsche 911 GT3 Cup	1:52.236	43	1:52.484	36	1:52.584	34	1:52.944	35	1:53.195	33
16	921	Fernando Monje	ESP	Pro	10	Martinet by Alméras	FRA	Porsche 911 GT3 Cup	1:52.293	29	1:52.341	17	1:52.632	33	1:52.752	19	1:52.799	16
17	53	Arthur Mathieu	FRA	Pro	11	Martinet by Alméras	FRA	Porsche 911 GT3 Cup	1:52.371	26	1:52.405	32	1:52.456	33	1:52.687	27	1:52.759	18
18	59	Maxence Maurice	FRA	Pro-Am	6	IMSA LS Group Performance	FRA	Porsche 911 GT3 Cup	1:52.574	40	1:52.695	38	1:52.740	50	1:52.741	39	1:52.781	35
19	56	Frédéric Ancel	FRA	Pro-Am	7	Porsche Lorient Racing	FRA	Porsche 911 GT3 Cup	1:52.822	6	1:54.089	16	1:54.243	23	1:54.323	15	1:54.413	21
20	73	Sébastien Poisson	FRA	Am	2	ABM	FRA	Porsche 911 GT3 Cup	1:52.846	31	1:52.975	37	1:53.061	32	1:53.120	29	1:53.131	38
21	49	Karim Ajlani	CHE	Am	3	ABM	FRA	Porsche 911 GT3 Cup	1:52.896	33	1:53.619	32	1:53.829	41	1:54.045	23	1:54.140	18
22	24	Alexandre Leroy	BEL	Am	4	TFT Racing	FRA	Porsche 911 GT3 Cup	1:53.045	36	1:53.227	37	1:53.463	38	1:53.745	35	1:53.874	22
23	66	Gilles Colombani	FRA	Am	5	Team Clairet Sport	FRA	Porsche 911 GT3 Cup	1:53.605	41	1:53.953	33	1:53.980	42	1:54.091	39	1:54.105	40
24	78	Dominique Bastien	USA	Am	6	Speedlover	BEL	Porsche 911 GT3 Cup	1:54.470	32	1:54.726	19	1:55.029	30	1:55.148	38	1:55.397	37



Autodromo Nazionale Monza
Porsche Carrera Cup France
Private test
Best 5 Top Speeds

PORSCHE
CARRERA CUP
FRANCE

Clas	N°	Driver	Nat	Cat	Cls	Team	Nat	Vehicle	Top 1		Top 2		Top 3		Top 4		Top 5		Avg
									Km/h	Lap	Km/h	Lap	Km/h	Lap	Km/h	Lap	Km/h	Lap	
1	2	Marc Guillot		Pro-Am	1	HERRERO Racing		Porsche 911 GT3 Cup	273.4	41	269.3	28	268.6	19	268.6	21	268.6	22	269.7
2	99	Benjamin Paque		Pro	1	Forestier Racing CLRT		Porsche 911 GT3 Cup	273.4	26	273.4	32	272.7	19	272.7	33	272.0	23	272.8
3	5	Mathys Jaubert		Pro	2	TFT Racing		Porsche 911 GT3 Cup	272.7	46	272.7	48	271.3	24	271.3	35	271.3	47	271.9
4	53	Arthur Mathieu		Pro	3	Martinet by Alméras		Porsche 911 GT3 Cup	272.7	31	271.3	23	270.6	24	270.0	7	270.0	26	270.9
5	22	Alessandro Ghiretti		Pro	4	Martinet by Alméras		Porsche 911 GT3 Cup	272.0	26	271.3	20	271.3	30	271.3	33	271.3	40	271.4
6	27	Marlon Hernandez		Pro	5	ABM		Porsche 911 GT3 Cup	272.0	42	271.3	21	270.6	33	270.6	34	270.0	20	270.9
7	56	Frédéric Ancel		Pro-Am	2	Porsche Lorient Racing		Porsche 911 GT3 Cup	271.3	25	266.6	17	266.0	14	266.0	16	266.0	24	267.2
8	59	Maxence Maurice		Pro-Am	3	IMSA LS Group Performance		Porsche 911 GT3 Cup	271.3	36	269.3	50	268.6	26	267.9	35	267.9	42	269.0
9	76	Louis Perrot		Pro	6	IMSA LS Group Performance		Porsche 911 GT3 Cup	271.3	47	270.0	14	268.6	38	267.9	26	266.0	30	268.8
10	74	Victor Blugeon		Pro	7	ABM		Porsche 911 GT3 Cup	270.6	21	270.6	22	268.6	17	268.6	23	268.6	27	269.4
11	1	Marvin Klein		Pro	8	TFT Racing		Porsche 911 GT3 Cup	270.0	23	270.0	25	270.0	31	270.0	48	269.3	22	269.8
12	29	Louis Rousset		Pro	9	Forestier Racing CLRT		Porsche 911 GT3 Cup	270.0	38	268.6	31	267.9	35	267.3	37	266.6	7	268.1
13	7	Jérôme Boullery		Pro-Am	4	Racing Technology		Porsche 911 GT3 Cup	269.3	29	267.9	37	267.3	23	267.3	31	266.0	32	267.5
14	24	Alexandre Leroy		Am	1	TFT Racing		Porsche 911 GT3 Cup	269.3	24	269.3	30	267.3	16	267.3	31	266.6	27	267.9
15	38	Sébastien Dussollet		Pro-Am	5	ABM		Porsche 911 GT3 Cup	268.6	16	267.9	11	267.9	21	266.6	32	266.0	9	267.4
16	66	Gilles Colombani		Am	2	Team Clairat Sport		Porsche 911 GT3 Cup	268.6	41	267.9	19	266.0	31	264.7	33	264.7	43	266.4
17	89	Bashar Mardini		Pro-Am	6	Tsunami RT		Porsche 911 GT3 Cup	267.9	34	267.9	40	267.3	39	266.6	42	266.0	35	267.1
18	12	Ludovic Loetul		Am	3	Porsche Lorient Racing		Porsche 911 GT3 Cup	267.3	9	266.6	10	264.7	7	264.7	8	263.4	11	265.3
19	73	Sébastien Poisson		Am	4	ABM		Porsche 911 GT3 Cup	267.3	25	266.0	39	263.4	24	262.7	30	262.1	38	264.3
20	921	Fernando Monje		Pro	10	Martinet by Alméras		Porsche 911 GT3 Cup	267.3	30	264.7	25	264.0	21	264.0	28	263.4	17	264.7
21	911	Christophe Lapierre		Pro-Am	7	Martinet by Alméras		Porsche 911 GT3 Cup	266.6	29	266.6	34	266.0	30	266.0	33	265.3	35	266.1
22	77	Jérémy Sarhy		Pro	11	Racing Technology		Porsche 911 GT3 Cup	266.0	29	265.3	27	261.5	28	261.5	33	261.5	34	263.1
23	49	Karim Ajlani		Am	5	ABM		Porsche 911 GT3 Cup	264.0	25	261.5	33	260.8	31	260.2	34	260.2	41	261.3
24	78	Dominique Bastien		Am	6	Speedlover		Porsche 911 GT3 Cup	250.0	31	247.7	37	247.1	32	247.1	34	246.0	29	247.5

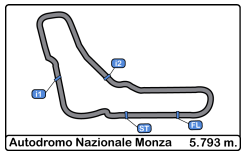


Autodromo Nazionale Monza
Porsche Carrera Cup France
Private test

PORSCHE
CARRERA CUP
FRANCE

Fastest Laps Sequence

Lap	Time of Day	Session Time	N° Driver	Nat	Cat	Team	Nat	Vehicle	Time	Km/h
2	13:04:18.310	4:18.310	22 Alessandro Ghiretti		Pro	Martinet by Alméras		Porsche 911 GT3	2:01.016	172.3
2	13:04:25.057	4:25.057	1 Marvin Klein		Pro	TFT Racing		Porsche 911 GT3	1:56.254	179.3
3	13:06:17.528	6:17.528	1 Marvin Klein		Pro	TFT Racing		Porsche 911 GT3	1:52.471	185.4
4	13:08:09.081	8:09.081	1 Marvin Klein		Pro	TFT Racing		Porsche 911 GT3	1:51.553	186.9
6	13:11:52.205	11:52.205	1 Marvin Klein		Pro	TFT Racing		Porsche 911 GT3	1:51.106	187.7
10	13:23:56.583	23:56.583	1 Marvin Klein		Pro	TFT Racing		Porsche 911 GT3	1:50.784	188.2
21	14:04:03.754	1:04:03.754	1 Marvin Klein		Pro	TFT Racing		Porsche 911 GT3	1:50.320	189.0
25	14:11:30.222	1:11:30.222	1 Marvin Klein		Pro	TFT Racing		Porsche 911 GT3	1:50.062	189.4
46	15:31:43.966	2:31:43.966	1 Marvin Klein		Pro	TFT Racing		Porsche 911 GT3	1:50.003	189.5
47	15:33:33.882	2:33:33.882	1 Marvin Klein		Pro	TFT Racing		Porsche 911 GT3	1:49.916	189.7




Autodromo Nazionale Monza
Porsche Carrera Cup France
Private test

PORSCHE
CARRERA CUP
FRANCE

Event Best Maximum Speed

N°	Driver	Nat	Cat	Clas	Team	Nat	Vehicle	Km/h	Session
99	Benjamin Paque		BEL	Pro 1	Forestier Racing CLRT		Porsche 911 GT3	273.4	Private test
2	Marc Guillot		FRA	Pro- A-3	HERRERO Racing		Porsche 911 GT3	273.4	Private test
53	Arthur Mathieu		FRA	Pro 2	Martinet by Alméras		Porsche 911 GT3	272.7	Private test
5	Mathys Jaubert		FRA	Pro 3	TFT Racing		Porsche 911 GT3	272.7	Private test
22	Alessandro Ghiretti		FRA	Pro 4	Martinet by Alméras		Porsche 911 GT3	272.0	Private test
27	Marlon Hernandez		FRA	Pro 5	ABM		Porsche 911 GT3	272.0	Private test
56	Frédéric Ancel		FRA	Pro- A-1	Porsche Lorient Racing		Porsche 911 GT3	271.3	Private test
59	Maxence Maurice		FRA	Pro- A-1	IMSA LS Group Performance		Porsche 911 GT3	271.3	Private test
76	Louis Perrot		FRA	Pro 6	IMSA LS Group Performance		Porsche 911 GT3	271.3	Private test
74	Victor Blugeon		FRA	Pro 7	ABM		Porsche 911 GT3	270.6	Private test
1	Marvin Klein		FRA	Pro 8	TFT Racing		Porsche 911 GT3	270.0	Private test
29	Louis Rousset		FRA	Pro 9	Forestier Racing CLRT		Porsche 911 GT3	270.0	Private test
24	Alexandre Leroy		BEL	Am 1	TFT Racing		Porsche 911 GT3	269.3	Private test
7	Jérôme Boullery		FRA	Pro- A-3	Racing Technology		Porsche 911 GT3	269.3	Private test
38	Sébastien Dussollet		FRA	Pro- A-1	ABM		Porsche 911 GT3	268.6	Private test
66	Gilles Colombani		FRA	Am 2	Team Clairet Sport		Porsche 911 GT3	268.6	Private test
89	Bashar Mardini		CAN	Pro- A-3	Tsunami RT		Porsche 911 GT3	267.9	Private test
12	Ludovic Loeul		FRA	Am 3	Porsche Lorient Racing		Porsche 911 GT3	267.3	Private test
73	Sébastien Poisson		FRA	Am 4	ABM		Porsche 911 GT3	267.3	Private test
921	Fernando Monje		ESP	Pro 10	Martinet by Alméras		Porsche 911 GT3	267.3	Private test
911	Christophe Lapierre		FRA	Pro- A-1	Martinet by Alméras		Porsche 911 GT3	266.6	Private test
77	Jérémy Sarhy		FRA	Pro 11	Racing Technology		Porsche 911 GT3	266.0	Private test
49	Karim Ajlani		CHE	Am 5	ABM		Porsche 911 GT3	264.0	Private test
78	Dominique Bastien		USA	Am 6	Speedlover		Porsche 911 GT3	250.0	Private test



Autodromo Nazionale Monza
Porsche Carrera Cup France
Private test
Pit Stop Analysis



1 Marvin Klein Porsche 911 GT3 Cup
 Pro TFT Racing

N°	In Day Time	In Time	Out Time	Pit Time	T. Pit Time	Handicap	Diff.
1	13:13:53.684	13:13:53.684	13:18:16.753	4:23.069	4:23.069		
2	13:27:46.845	13:27:46.845	13:37:55.755	10:08.910	14:31.979		
3	13:49:20.499	13:49:20.499	13:58:21.072	9:00.573	23:32.552		
4	14:13:29.302	14:13:29.302	14:24:19.627	10:50.325	34:22.877		
5	14:33:41.428	14:33:41.428	14:39:14.830	5:33.402	39:56.279		
6	14:48:43.031	14:48:43.031	14:57:11.727	8:28.696	48:24.975		
7	14:59:08.325	14:59:08.325	15:08:19.433	9:11.108	57:36.083		
8	15:20:25.301	15:20:25.301	15:26:10.911	5:45.610	1:03:21.693		
9	15:37:27.221	15:37:27.221	15:57:51.175	20:23.954	1:23:45.647		
10	16:04:37.006	16:04:37.006	16:33:56.673	29:19.667	1:53:05.314		
11	16:42:26.625	16:42:26.625	16:48:13.866	5:47.241	1:58:52.555		

2 Marc Guillot Porsche 911 GT3 Cup
 Pro-Am HERRERO Racing

N°	In Day Time	In Time	Out Time	Pit Time	T. Pit Time	Handicap	Diff.
1	13:12:39.519	13:12:39.519	13:15:22.851	2:43.332	2:43.332		
2	13:32:29.491	13:32:29.491	13:42:52.313	10:22.822	13:06.154		
3	13:58:41.285	13:58:41.285	14:21:51.231	23:09.946	36:16.100		
4	14:41:01.444	14:41:01.444	14:44:44.743	3:43.299	39:59.399		
5	14:54:25.944	14:54:25.944	14:59:50.943	5:24.999	45:24.398		
6	15:11:33.305	15:11:33.305	15:16:05.167	4:31.862	49:56.260		
7	15:22:48.004	15:22:48.004	16:04:22.847	41:34.843	1:31:31.103		
8	16:13:43.864	16:13:43.864	16:33:51.764	20:07.900	1:51:39.003		
9	16:55:43.308	16:55:43.308	16:58:04.318	2:21.010	1:54:00.013		

5 Mathys Jaubert Porsche 911 GT3 Cup
 Pro TFT Racing

N°	In Day Time	In Time	Out Time	Pit Time	T. Pit Time	Handicap	Diff.
1	13:14:17.514	13:14:17.514	13:18:19.235	4:01.721	4:01.721		
2	13:27:56.781	13:27:56.781	13:37:50.977	9:54.196	13:55.917		
3	13:49:13.245	13:49:13.245	13:59:14.099	10:00.854	23:56.771		
4	14:12:35.583	14:12:35.583	14:22:55.401	10:19.818	34:16.589		
5	14:32:26.450	14:32:26.450	14:38:28.985	6:02.535	40:19.124		
6	14:48:03.538	14:48:03.538	14:58:17.404	10:13.866	50:32.990		
7	15:07:51.018	15:07:51.018	15:15:20.199	7:29.181	58:02.171		
8	15:22:44.631	15:22:44.631	15:26:09.640	3:25.009	1:01:27.180		
9	15:35:38.892	15:35:38.892	16:00:08.208	24:29.316	1:25:56.496		
10	16:06:54.472	16:06:54.472	16:33:59.243	27:04.771	1:53:01.267		
11	16:47:08.327	16:47:08.327	16:51:56.422	4:48.095	1:57:49.362		

7 Jérôme Boullery Porsche 911 GT3 Cup
 Pro-Am Racing Technology

N°	In Day Time	In Time	Out Time	Pit Time	T. Pit Time	Handicap	Diff.
1	13:20:20.273	13:20:20.273	13:24:41.952	4:21.679	4:21.679		
2	13:41:41.540	13:41:41.540	14:27:30.340	45:48.800	50:10.479		
3	14:43:00.528	14:43:00.528	14:46:56.458	3:55.930	54:06.409		
4	15:02:21.966	15:02:21.966	15:10:54.670	8:32.704	1:02:39.113		
5	15:20:22.335	15:20:22.335	16:05:11.507	44:49.172	1:47:28.285		
6	16:10:15.645	16:10:15.645	16:12:32.159	2:16.514	1:49:44.799		

12 Ludovic Loeul Porsche 911 GT3 Cup
 Am Porsche Lorient Racing

N°	In Day Time	In Time	Out Time	Pit Time	T. Pit Time	Handicap	Diff.
1	13:20:22.326	13:20:22.326	13:41:55.352	21:33.026	21:33.026		
2	13:57:17.178	13:57:17.178	14:07:59.520	10:42.342	32:15.368		
3	14:12:29.126	14:12:29.126	14:17:39.537	5:10.411	37:25.779		
4	14:35:58.859	14:35:58.859	14:53:07.295	17:08.436	54:34.215		
5	14:57:30.106	14:57:30.106	14:59:28.170	1:58.064	56:32.279		
6	15:20:51.855	15:20:51.855	15:26:42.427	5:50.572	1:02:22.851		
7	15:41:02.835	15:41:02.835	15:52:01.295	10:58.460	1:13:21.311		
8	16:07:49.208	16:07:49.208	16:15:12.877	7:23.669	1:20:44.980		
9	16:18:06.726	16:18:06.726	16:31:22.955	13:16.229	1:34:01.209		

22 Alessandro Ghiretti Porsche 911 GT3 Cup
 Pro Martinet by Alméras

N°	In Day Time	In Time	Out Time	Pit Time	T. Pit Time	Handicap	Diff.
1	13:12:22.688	13:12:22.688	13:19:13.181	6:50.493	6:50.493		
2	13:34:29.191	13:34:29.191	13:38:11.909	3:42.718	10:33.211		
3	13:43:52.307	13:43:52.307	13:47:21.706	3:29.399	14:02.610		
4	13:54:51.864	13:54:51.864	14:37:50.598	42:58.734	57:01.344		
5	14:51:23.526	14:51:23.526	14:55:00.868	3:37.342	1:00:38.686		
6	15:04:24.782	15:04:24.782	15:15:04.980	10:40.198	1:11:18.884		
7	15:20:54.110	15:20:54.110	15:27:12.441	6:18.331	1:17:37.215		
8	15:39:01.756	15:39:01.756	16:14:24.527	35:22.771	1:52:59.986		
9	16:19:03.750	16:19:03.750	16:37:11.147	18:07.397	2:11:07.383		
10	16:52:11.915	16:52:11.915	16:55:10.063	2:58.148	2:14:05.531		


24 Alexandre Leroy Porsche 911 GT3 Cup
 Am TFT Racing

N°	In Day Time	In Time	Out Time	Pit Time	T. Pit Time	Handicap	Diff.
1	13:23:04.313	13:23:04.313	13:27:01.436	3:57.123	3:57.123		
2	13:31:13.725	13:31:13.725	13:49:05.605	17:51.880	21:49.003		
3	14:10:54.304	14:10:54.304	14:20:44.628	9:50.324	31:39.327		
4	14:34:33.080	14:34:33.080	14:39:16.389	4:43.309	36:22.636		
5	14:56:35.180	14:56:35.180	15:15:24.854	18:49.674	55:12.310		
6	15:22:46.702	15:22:46.702	15:26:34.011	3:47.309	58:59.619		
7	15:41:30.092	15:41:30.092	16:01:38.870	20:08.778	1:19:08.397		
8	16:11:15.353	16:11:15.353	16:34:02.338	22:46.985	1:41:55.382		
9	16:47:49.735	16:47:49.735	16:49:49.343	1:59.608	1:43:54.990		

27 Marlon Hernandez Porsche 911 GT3 Cup
 Pro ABM

N°	In Day Time	In Time	Out Time	Pit Time	T. Pit Time	Handicap	Diff.
1	13:16:11.789	13:16:11.789	13:19:09.789	2:58.000	2:58.000		
2	13:30:49.150	13:30:49.150	13:34:48.560	3:59.410	6:57.410		
3	13:37:01.974	13:37:01.974	13:39:39.720	2:37.746	9:35.156		
4	13:45:25.527	13:45:25.527	13:49:08.915	3:43.388	13:18.544		
5	14:00:32.805	14:00:32.805	14:39:20.249	38:47.444	52:05.988		
6	14:50:41.389	14:50:41.389	14:59:04.168	8:22.779	1:00:28.767		
7	15:10:32.681	15:10:32.681	15:14:19.315	3:46.634	1:04:15.401		
8	15:20:27.882	15:20:27.882	15:28:51.255	8:23.373	1:12:38.774		
9	15:40:07.933	15:40:07.933	16:21:01.933	40:54.000	1:53:32.774		
10	16:36:35.374	16:36:35.374	16:41:05.025	4:29.651	1:58:02.425		
11	16:52:01.879	16:52:01.879	16:54:02.836	2:00.957	2:00:03.382		





Autodromo Nazionale Monza
Porsche Carrera Cup France
Private test
Pit Stop Analysis



29 Louis Rousset Porsche 911 GT3 Cup
 Pro Forestier Racing CLRT

N°	In Day Time	In Time	Out Time	Pit Time	T. Pit Time	Handicap	Diff.
1	13:19:41.089	13:19:41.089	13:26:38.313	6:57.224	6:57.224		
2	13:39:51.821	13:39:51.821	13:43:50.524	3:58.703	10:55.927		
3	13:57:19.693	13:57:19.693	14:45:02.793	47:43.100	58:39.027		
4	14:58:35.547	14:58:35.547	15:04:07.666	5:32.119	1:04:11.146		
5	15:17:17.007	15:17:17.007	16:23:47.272	1:06:30.265	2:10:41.411		
6	16:41:45.685	16:41:45.685	16:47:19.359	5:33.674	2:16:15.085		
7	16:49:55.859	16:49:55.859	16:52:48.320	2:52.461	2:19:07.546		

38 Sébastien Dussollet Porsche 911 GT3 Cup
 Pro-Am ABM

N°	In Day Time	In Time	Out Time	Pit Time	T. Pit Time	Handicap	Diff.
1	13:24:42.616	13:24:42.616	13:30:46.469	6:03.853	6:03.853		
2	13:50:26.586	13:50:26.586	14:39:47.287	49:20.701	55:24.554		
3	14:44:06.233	14:44:06.233	14:45:06.261	1:00.028	56:24.582		
4	15:04:14.216	15:04:14.216	15:06:44.451	2:30.235	58:54.817		
5	15:12:30.466	15:12:30.466	15:15:08.872	2:38.406	1:01:33.223		
6	15:21:15.684	15:21:15.684	15:52:57.469	31:41.785	1:33:15.008		

49 Karim Ajlani Porsche 911 GT3 Cup
 Am ABM

N°	In Day Time	In Time	Out Time	Pit Time	T. Pit Time	Handicap	Diff.
1	13:07:32.379	13:07:32.379	13:33:39.209	26:06.830	26:06.830		
2	13:29:58.610	13:29:58.610	13:52:04.839	22:06.229	22:06.229		
3	13:47:39.003	13:47:39.003	14:38:52.827	51:13.824	51:13.824		
4	14:05:44.374	14:05:44.374	15:01:47.097	56:02.723	56:02.723		
5	14:55:32.964	14:55:32.964	15:11:34.983	16:02.019	16:02.019		
6	15:09:05.429	15:09:05.429	16:21:06.596	1:12:01.167	1:12:01.167		
7	15:21:58.373	15:21:58.373	16:48:00.092	1:26:01.719	1:26:01.719		

53 Arthur Mathieu Porsche 911 GT3 Cup
 Pro Martinet by Alméras

N°	In Day Time	In Time	Out Time	Pit Time	T. Pit Time	Handicap	Diff.
1	13:19:53.715	13:19:53.715	13:32:05.712	12:11.997	12:11.997		
2	13:49:09.981	13:49:09.981	14:37:57.444	48:47.463	1:00:59.460		
3	14:55:10.341	14:55:10.341	14:58:38.529	3:28.188	1:04:27.648		
4	15:11:56.310	15:11:56.310	15:16:49.750	4:53.440	1:09:21.088		
5	15:21:01.559	15:21:01.559	15:34:44.044	13:42.485	1:23:03.573		
6	15:40:42.012	15:40:42.012	15:55:43.027	15:01.015	1:38:04.588		
7	16:11:03.875	16:11:03.875	16:16:06.561	5:02.686	1:43:07.274		

56 Frédéric Ancel Porsche 911 GT3 Cup
 Pro-Am Porsche Lorient Racing

N°	In Day Time	In Time	Out Time	Pit Time	T. Pit Time	Handicap	Diff.
1	13:07:52.568	13:07:52.568	13:25:54.050	18:01.482	18:01.482		
2	13:33:50.879	13:33:50.879	14:05:23.089	31:32.210	49:33.692		
3	14:25:06.398	14:25:06.398	14:30:45.930	5:39.532	55:13.224		
4	14:52:08.930	14:52:08.930	15:17:59.417	25:50.487	1:21:03.711		
5	15:22:51.124	15:22:51.124	15:26:43.722	3:52.598	1:24:56.309		
6	15:44:20.209	15:44:20.209	15:51:29.283	7:09.074	1:32:05.383		
7	15:56:30.814	15:56:30.814	16:00:33.945	4:03.131	1:36:08.514		

59 Maxence Maurice Porsche 911 GT3 Cup
 Pro-Am IMSA LS Group Performance

N°	In Day Time	In Time	Out Time	Pit Time	T. Pit Time	Handicap	Diff.
1	13:34:37.588	13:34:37.588	13:37:31.125	2:53.537	2:53.537		
2	13:54:43.153	13:54:43.153	14:04:49.305	10:06.152	12:59.689		
3	14:16:19.616	14:16:19.616	14:20:35.518	4:15.902	17:15.591		
4	14:30:07.784	14:30:07.784	14:49:32.381	19:24.597	36:40.188		
5	15:10:41.239	15:10:41.239	15:18:55.268	8:14.029	44:54.217		
6	15:21:12.250	15:21:12.250	15:26:15.772	5:03.522	49:57.739		
7	15:42:08.764	15:42:08.764	15:59:26.518	17:17.754	1:07:15.493		
8	16:08:30.459	16:08:30.459	16:13:15.843	4:45.384	1:12:00.877		
9	16:15:52.392	16:15:52.392	16:26:09.525	10:17.133	1:22:18.010		
10	16:48:15.422	16:48:15.422	16:51:38.887	3:23.465	1:25:41.475		

66 Gilles Colombani Porsche 911 GT3 Cup
 Am Team Clairet Sport

N°	In Day Time	In Time	Out Time	Pit Time	T. Pit Time	Handicap	Diff.
1	13:20:40.208	13:20:40.208	13:25:38.334	4:58.126	4:58.126		
2	13:47:18.015	13:47:18.015	13:57:08.089	9:50.074	14:48.200		
3	14:07:43.169	14:07:43.169	14:20:23.519	12:40.350	27:28.550		
4	14:36:05.109	14:36:05.109	14:40:59.872	4:54.763	32:23.313		
5	14:58:24.089	14:58:24.089	15:32:43.460	34:19.371	1:06:42.684		
6	15:36:53.421	15:36:53.421	15:38:48.941	1:55.520	1:08:38.204		
7	15:41:08.824	15:41:08.824	15:50:39.618	9:30.794	1:18:08.998		


73 Sébastien Poisson Porsche 911 GT3 Cup
 Am ABM

N°	In Day Time	In Time	Out Time	Pit Time	T. Pit Time	Handicap	Diff.
1	13:25:33.080	13:25:33.080	13:31:15.631	5:42.551	5:42.551		
2	13:48:30.797	13:48:30.797	14:38:16.517	49:45.720	55:28.271		
3	15:03:28.545	15:03:28.545	15:09:22.852	5:54.307	1:01:22.578		
4	15:25:59.510	15:25:59.510	16:09:31.170	43:31.660	1:44:54.238		

74 Victor Blugeon Porsche 911 GT3 Cup
 Pro ABM

N°	In Day Time	In Time	Out Time	Pit Time	T. Pit Time	Handicap	Diff.
1	13:08:36.127	13:08:36.127	13:11:01.248	2:25.121	2:25.121		
2	13:24:27.153	13:24:27.153	13:29:27.792	5:00.639	7:25.760		
3	13:44:36.032	13:44:36.032	13:50:02.831	5:26.799	12:52.559		
4	14:01:32.432	14:01:32.432	14:49:28.666	47:56.234	1:00:48.793		
5	15:12:26.659	15:12:26.659	15:15:34.747	3:08.088	1:03:56.881		
6	15:21:28.067	15:21:28.067	15:26:12.936	4:44.869	1:08:41.750		
7	15:30:01.610	15:30:01.610	15:30:28.509	26.899	1:09:08.649		
8	15:32:43.584	15:32:43.584	15:36:24.982	3:41.398	1:12:50.047		
9	15:40:40.527	15:40:40.527	16:14:51.802	34:11.275	1:47:01.322		
10	16:40:06.518	16:40:06.518	16:43:17.940	3:11.422	1:50:12.744		





Autodromo Nazionale Monza
Porsche Carrera Cup France
 Private test
Pit Stop Analysis



76 Louis Perrot Porsche 911 GT3 Cup

Pro IMSA LS Group Performance

N°	In Day Time	In Time	Out Time	Pit Time	T. Pit Time	Handicap	Diff.
1	13:11:22.720	13:11:22.720	13:25:40.311	14:17.591	14:17.591		
2	13:34:34.488	13:34:34.488	13:39:07.515	4:33.027	18:50.618		
3	13:49:46.730	13:49:46.730	13:53:42.394	3:55.664	22:46.282		
4	14:07:24.727	14:07:24.727	14:15:14.674	7:49.947	30:36.229		
5	14:26:29.119	14:26:29.119	14:30:58.417	4:29.298	35:05.527		
6	14:40:26.865	14:40:26.865	14:58:42.594	18:15.729	53:21.256		
7	15:10:07.136	15:10:07.136	15:14:48.437	4:41.301	58:02.557		
8	15:20:36.136	15:20:36.136	15:28:14.379	7:38.243	1:05:40.800		
9	15:40:11.575	15:40:11.575	15:58:54.266	18:42.691	1:24:23.491		
10	16:15:08.090	16:15:08.090	16:23:35.269	8:27.179	1:32:50.670		
11	16:38:37.404	16:38:37.404	16:52:04.376	13:26.972	1:46:17.642		

77 Jérémy Sarhy Porsche 911 GT3 Cup

Pro Racing Technology

N°	In Day Time	In Time	Out Time	Pit Time	T. Pit Time	Handicap	Diff.
1	13:20:48.114	13:20:48.114	13:23:33.322	2:45.208	2:45.208		
2	13:31:08.486	13:31:08.486	13:35:13.971	4:05.485	6:50.693		
3	13:44:41.869	13:44:41.869	14:13:02.658	28:20.789	35:11.482		
4	14:22:50.261	14:22:50.261	14:29:35.803	6:45.542	41:57.024		
5	14:41:25.653	14:41:25.653	14:45:35.448	4:09.795	46:06.819		
6	14:55:06.078	14:55:06.078	15:07:13.196	12:07.118	58:13.937		
7	15:18:36.780	15:18:36.780	15:55:23.814	36:47.034	1:35:00.971		
8	16:02:21.464	16:02:21.464	16:08:49.460	6:27.996	1:41:28.967		

78 Dominique Bastien Porsche 911 GT3 Cup

Am Speedlover

N°	In Day Time	In Time	Out Time	Pit Time	T. Pit Time	Handicap	Diff.
1	13:18:15.998	13:18:15.998	13:20:03.770	1:47.772	1:47.772		
2	13:47:55.223	13:47:55.223	14:16:24.146	28:28.923	30:16.695		
3	14:49:59.208	14:49:59.208	15:34:14.268	44:15.060	1:14:31.755		

89 Bashar Mardini Porsche 911 GT3 Cup

Pro-Am Tsunami RT

N°	In Day Time	In Time	Out Time	Pit Time	T. Pit Time	Handicap	Diff.
1	13:10:39.322	13:10:39.322	13:13:29.607	2:50.285	2:50.285		
2	13:25:01.471	13:25:01.471	13:27:59.473	2:58.002	5:48.287		
3	13:39:31.790	13:39:31.790	13:44:02.072	4:30.282	10:18.569		
4	13:50:21.751	13:50:21.751	14:12:14.348	21:52.597	32:11.166		
5	14:27:46.901	14:27:46.901	14:31:21.858	3:34.957	35:46.123		
6	14:47:12.664	14:47:12.664	14:50:56.158	3:43.494	39:29.617		
7	15:04:09.657	15:04:09.657	15:35:07.919	30:58.262	1:10:27.879		
8	15:41:32.271	15:41:32.271	15:59:59.181	18:26.910	1:28:54.789		

99 Benjamin Paque Porsche 911 GT3 Cup

Pro Forestier Racing CLRT

N°	In Day Time	In Time	Out Time	Pit Time	T. Pit Time	Handicap	Diff.
1	13:14:15.494	13:14:15.494	13:18:21.423	4:05.929	4:05.929		
2	13:24:05.734	13:24:05.734	13:26:01.152	1:55.418	6:01.347		
3	13:31:50.499	13:31:50.499	13:36:56.983	5:06.484	11:07.831		
4	13:42:42.848	13:42:42.848	13:48:11.613	5:28.765	16:36.596		
5	13:54:08.316	13:54:08.316	13:59:16.533	5:08.217	21:44.813		
6	14:12:33.336	14:12:33.336	14:40:32.190	27:58.854	49:43.667		
7	14:53:49.217	14:53:49.217	15:28:45.709	34:56.492	1:24:40.159		
8	15:38:19.056	15:38:19.056	15:59:44.179	21:25.123	1:46:05.282		
9	16:04:02.318	16:04:02.318	16:06:54.438	2:52.120	1:48:57.402		
10	16:13:39.815	16:13:39.815	16:25:53.613	12:13.798	2:01:11.200		
11	16:38:59.888	16:38:59.888	16:44:18.044	5:18.156	2:06:29.356		
12	16:52:51.617	16:52:51.617	16:58:17.155	5:25.538	2:11:54.894		

911 Christophe Lapierre Porsche 911 GT3 Cup


Pro-Am Martinet by Alméras

N°	In Day Time	In Time	Out Time	Pit Time	T. Pit Time	Handicap	Diff.
1	13:09:04.460	13:09:04.460	13:17:46.092	8:41.632	8:41.632		
2	13:37:28.063	13:37:28.063	13:52:06.149	14:38.086	23:19.718		
3	14:03:46.922	14:03:46.922	14:38:41.436	34:54.514	58:14.232		
4	14:58:01.644	14:58:01.644	15:02:06.880	4:05.236	1:02:19.468		
5	15:15:46.117	15:15:46.117	15:18:13.819	2:27.702	1:04:47.170		
6	15:23:04.732	15:23:04.732	15:26:37.550	3:32.818	1:08:19.988		
7	15:36:14.802	15:36:14.802	15:38:29.501	2:14.699	1:10:34.687		
8	15:40:48.371	15:40:48.371	16:21:25.156	40:36.785	1:51:11.472		
9	16:26:32.743	16:26:32.743	16:38:52.937	12:20.194	2:03:31.666		

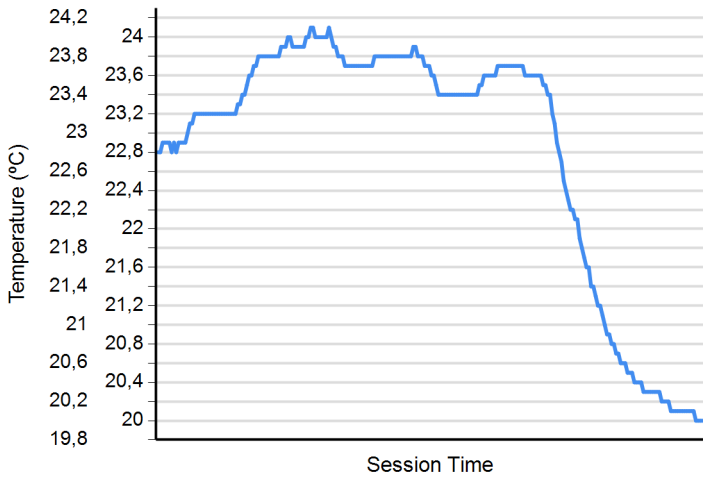
921 Fernando Monje Porsche 911 GT3 Cup

Pro Martinet by Alméras

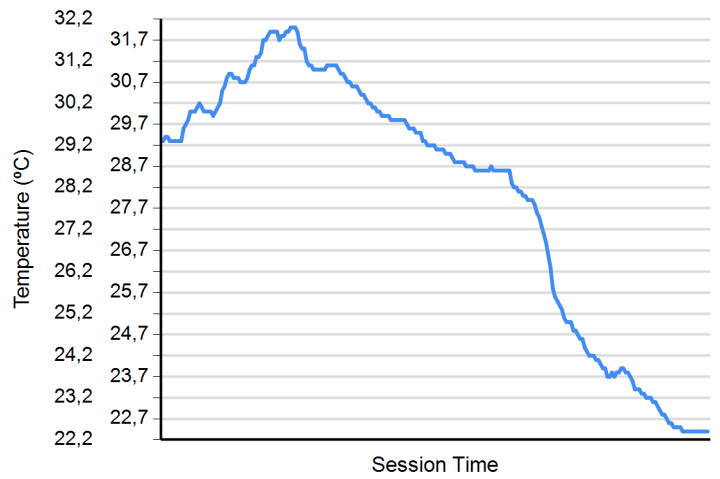
N°	In Day Time	In Time	Out Time	Pit Time	T. Pit Time	Handicap	Diff.
1	13:19:58.253	13:19:58.253	13:25:02.168	5:03.915	5:03.915		
2	13:29:08.358	13:29:08.358	13:36:26.247	7:17.889	12:21.804		
3	13:54:01.302	13:54:01.302	14:36:47.156	42:45.854	55:07.658		
4	14:54:15.818	14:54:15.818	14:58:40.630	4:24.812	59:32.470		
5	15:06:28.245	15:06:28.245	15:14:08.262	7:40.017	1:07:12.487		
6	15:20:46.016	15:20:46.016	15:37:30.910	16:44.894	1:23:57.381		
7	15:42:06.125	15:42:06.125	15:55:58.529	13:52.404	1:37:49.785		
8	16:12:07.586	16:12:07.586	16:17:09.842	5:02.256	1:42:52.041		



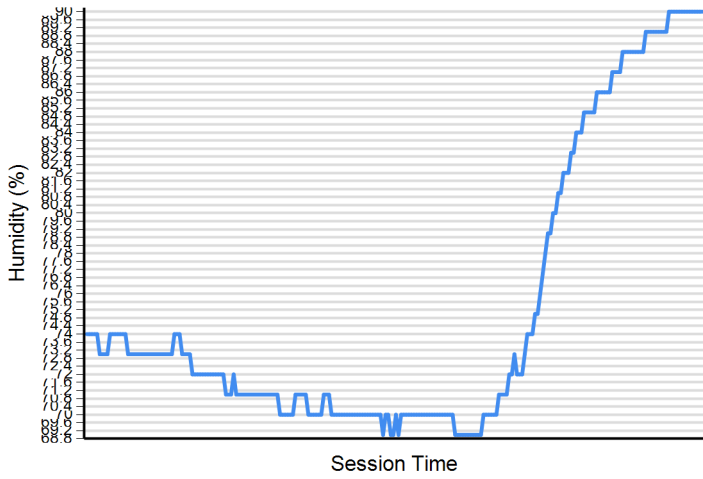
Air Temperature



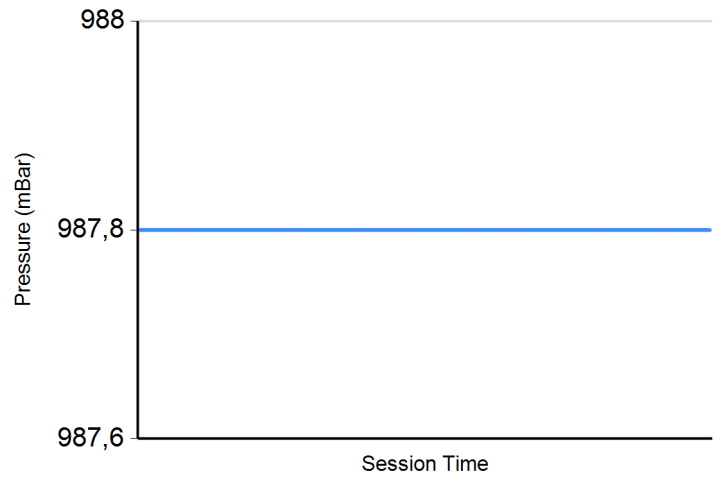
Track Temperature



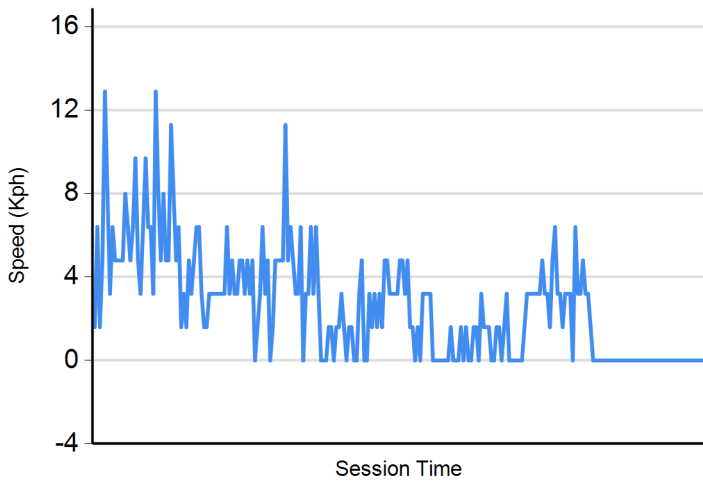
Humidity



Pressure



Wind Speed



Wind direction

